

# PHOENIX



# RISING

THE ULTIMATE ALTERNATIVE MAGAZINE

April/May/June 2007

UK.£2.95 Australia: \$7.95 USA \$5.95

## GLOBAL ISSUES

What we are facing in the years to come.

## KA-LEI Principle

What is it and how can you incorporate it into your life.

## UFO Report

The Cosford Incident!

## UK CROP CIRCLES

New data on this phenomena with update on this years research.

Plus

New Book Releases

Ancient mythology

Sacred Numbers

## VORTEX THEORY


What is it and how can we benefit from a free energy source.

## Problems in the Arctic!

Why the polar bear may become extinct except for specimens in zoo's. And why is the ice disappearing?


## Ancient mythology or something more?

We explore the mystery and possible alien connection to the ancient pyramids and Sphinx at Giza in Egypt.



## PYRAMID SECRETS

The marker and the start of an ongoing story in future issues!..



Astrology for April, May, June.

It's all inside!



Ever wondered where we all came from and who is behind our genetic code. This channeled story from the worlds oldest living channel today is both remarkable and insightful. This is the first volume in the series.

Not to be missed order your copy today.

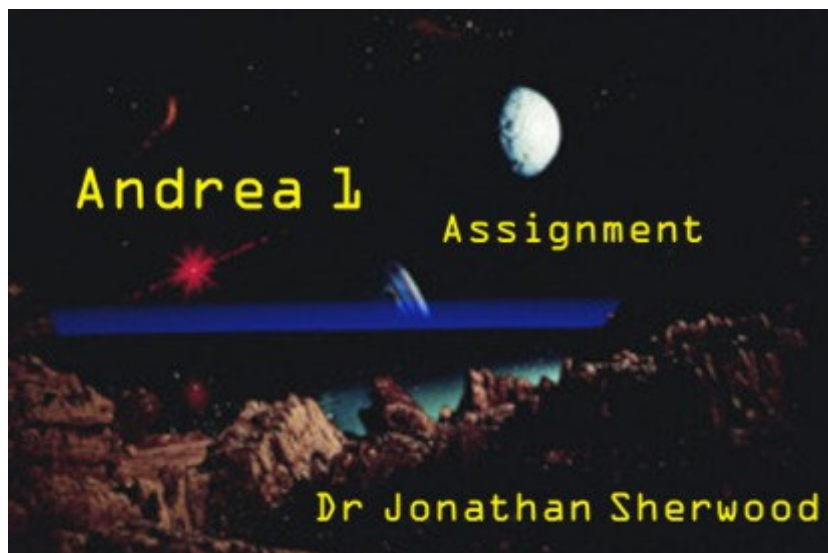
Go to <http://www.rajon.com/clickbank>

Volume two.

Andrea One—Earthbound  
due for release October  
2007.

## ANDREA ONE— ASSIGNMENT

**The story of humanities evolution  
from a channeled source.  
Now Available.**



Rajon Publishing produces books and ebooks on a variety of subjects so if you are looking for a publisher with an open mind then this is it. We will review your manuscript as well as produce it in both ebook as well as paper format and make sure it is distributed into the international marketplace. We list books in any number of local bookshops as well as across the internet to websites such as Barnes & Noble, Amazon.com, Cyberread for ebooks as well as Mobipocket who focus on ebooks & are part of Amazon.com. So drop us an email today to: [contact@rajon.com](mailto:contact@rajon.com) or mail your manuscript to : Rajon Publishing P O Box 10318, Southport B.C. Queensland. 4215. Australia. Please include a stamped self addressed envelope for return of your manuscript otherwise it will not be returned.



### ***Rajon Computers Australia & Worldwide Located on the Gold Coast Queensland .***

***Upgrade your current system or buy a new one.  
Whatever your needs we can do it for you. New or upgraded systems  
done to your specifications.***

***We can also web host your new domain and design it for you as well.  
Great rates and website promotion included as well as an active control panel online to  
assist you in maintaining your own website.***





***Company intranet networks also setup for you any size...***

***For more info and quotes email:***


***Contact@rajon.com***



Antarctic ice shelf from space



**24 COVER STORY . . . Problems in the Arctic.**  
Why the polar bear may become extinct except for specimens in zoo's. And why is the ice disappearing?



# Contents

## Inside this issue

### On the Cover

**36 Ancient mythology or something more?**

We explore the mystery and possible alien connection to the ancient pyramids and Sphinx at Giza in Egypt.

**10 Pyramid Secrets**

What is the mystery of the marker in the lower chamber? And why build a massive wall around the Giza area and who is behind it?

**14 Ka-Lei what is it?**

An ancient health & harmony art

**12 Vortex Theory**

What is it and how can we benefit from a free energy source.

**31 Visions from the cosmos made manifest**

Astrology for April/May/June

**16 UK Crop Circles**

New data on this phenomena

**18 U.F.O. report**

The Cosford Incident

### Features

**26 Weather Permitting**

New Crop circle research

**38 Ka-Lei Healing Therapies.**


Telepathic healing therapies from ancient Egypt, experience your healing power.

**46 The Initiates Path**

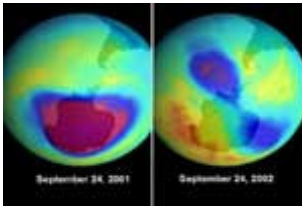
A Journey down the Nile

**44 Who said life was simple?**

A look into the human concept and how we react to terrorism, are we aware of how our freedom has been taken away!



# ..... Contents



Page 8



Page 43



Page 50

## Favourites

- 8 Environment ... Global warming report
- 8 ... Arctic melting. **On the cover**
- 22 Ancient Mythology .. The Phoenix **On the cover**
- 11 Sacred Numbers **On the cover**
- 43 Sacred Symbols ... The lotus flower
- 50 Zarlen Speaks a New Beginning extract ...  
Belief & self awareness

## Regulars

- 4 Subscription
- 5 Welcome ...
- 5 Phoenix Rising .. About us ..
- 7 Advertising
- 42 Events. What's on ..
- 49 Classifieds

## Subscribe to Phoenix Rising

Yearly subscription (4 issues)  
USD\$25 Worldwide  
AUD \$30 Australia/New Zealand

To subscribe simply send your name, mailing address, & phone # or email to the details below with your payment: (cheques payable to: J & R Sherwood)  
**Rajon Enterprises, P.O. Box 10318, Southport B.C., Qld, 4215. Australia.**

Or subscribe through our website at  
<http://www.rajon.com/shop/html/subscriptions.html>

The Website for Phoenix rising is  
<http://phoenixrisingmagazine.thephoenixcentre.com>

or email [contact@thephoenixcentre.com](mailto:contact@thephoenixcentre.com)

Payments accepted by cheque/bank cheque or credit card/paypal through the website

## Phoenix Rising

P.O. Box 10318,  
Southport B.C.  
Qld, 4215.  
Australia

Email:  
[contact@thephoenixcentre.com](mailto:contact@thephoenixcentre.com)

Website:<http://phoenixrisingmagazine.thephoenixcentre.com>

### Editors:

Jonathan & Rachel Sherwood.

### Publisher:

Rajon Publishing  
© Rajon Publishing 2007.  
Published quarterly.  
All rights reserved.

### Distribution:

Rajon Distribution

### Regular Contributors:

Lucy Pringle  
Nick Pope  
Tim Gunns

**Disclaimer: Contents and comments in this magazine do not constitute our opinions on any subject and we are not responsible for any results or conditions that may result from any application or contact.**

### Contributions:

Contributions to Phoenix Rising are welcome. Please send us your articles and any accompanying photographs/artwork by mail or email (all editorial must be typewritten) . Please only send copies of your original material.

Next Articles deadline: 14th June 07

**Next Advertising Deadline 10th June 2007**

### Subscriptions:

Yearly subscription (4 issues)  
US\$25 Worldwide  
AUS\$30 Australia/New Zealand



# Welcome . . .

---



Hi! And welcome to the first issue of the Phoenix Rising Magazine. Over the coming months we will give you access to some remarkable stories and events as well as information on a variety of topics. If you have a subject that you think we would be interested in then just drop us a line with your draft copy and we will get back to you. We will also be accepting advertising in a variety of ways and sizes best to see the advertising page for details on this.

Both my wife Rachel and I wish you lots of success in the future and we are both excited about the Phoenix Rising Magazine as we envisage lots of current informative material to be available from our worldwide resources of input of material as the years go by.

The magazine can be purchased via the internet as well as subscriptions can be made online at any of our three websites.

<http://www.rajon.com>

<http://www.cropcirclexplorer.com>

<http://www.thephoenixcentre.com>

The Kalei article will be ongoing as it is an immense subject and we hope to bring you as much about this amazing technique as we can.

There will also be a question and answer section for those of you who have questions about any topic that you think will interest our readers that you wish to share.

The Phoenix Rising Magazine will be published on a quarterly basis to begin with and if we find that there is cause to publish it on a more frequent rate then we shall of course look at this as time goes by.

There are also many issues regarding the crop circles in UK but we have found that there are also many connecting issues with this topic and hope to also bring them to you here as well.

In the meantime we hope you enjoy this first issue of the Phoenix Rising Magazine.

## Phoenix Rising

---

The Phoenix centre is run by Dr Jonathan & Rachel Sherwood. Dr Sherwood developed an advanced healing technique many years ago in 1984 and has lectured and worked in numerous countries overseas. Appearing both on radio, TV and documentaries on crop circles and other subjects he is both respected as well as regarded as the oldest living channel on the international circuit.

Rachel is a qualified therapist and Yoga teacher as well as a very talented fashion designer and has worked alongside Jonathan for over 15 years.

The Phoenix centre on the Gold Coast in Queensland, Australia is where all the

information, therapies as well as fascinating lectures are available. We have three major websites one of which is one of the oldest websites on the internet [www.rajon.com](http://www.rajon.com) which was started by Dr Sherwood back in early 1993. The [cropcirclexplorer.com](http://www.cropcirclexplorer.com) website is where you can find updated research on the crop circle phenomena worldwide done by Dr Sherwood who has also co-written documentaries on the subject as well as appeared in many others.

The new [thephoenixcentre.com](http://www.thephoenixcentre.com) website is all about what is to come regarding the phoenix centre and its activities both locally as well as overseas with Dr Sherwood who is looking at working

back in the USA over the next few years. More to come on that later!

Meantime here we will keep you up to date on anything exciting we discover along the way and if you wish to advertise in this magazine then just have a look at the competitive rates available. The magazine will be released quarterly and will have lots of new and exciting information on any number of subjects and will no doubt grow as time goes by.

We look forward to seeing you at the centre sometime in the future.

Dr Jonathan & Rachel Sherwood

## Ka-lei and what it is?

---


In this issue we investigate the Ka-lei principle and what it is. This multi-part story will be covered over the next few issues on one of the most remarkable techniques uncovered and will introduce you to design and alignment of both

structures as well as internal design and shape as well as how to create a more harmonious living space with some remarkable insight into how it was discovered by Dr Sherwood and where the research is today.

New books on the process as well as other areas of study on this topic and regular updates will be available.


One thing is for sure this will change the way you look at the world and our natural biosphere in general.

## CD's Available from the Phoenix Centre



This is an actual recording of a live chant session in the Great Pyramids lower chamber in 1992 with Dr Sherwood. Reports have indicated that it is not recommended that you play this while driving a car as it does create an altered state of consciousness.

(Audio cd)  
Shipping covers postage and handling.  
Price \$16.95 aud



**A Power of healing** is a 2 hour lecture on the Healing technique developed by Dr Sherwood, in this lecture the origins of what used to be known as the Zarlén therapy which is now known as the Kalei therapy as it was discovered that the healing process was part of a much bigger picture. You will find numerous techniques and information not found anywhere else... This is a 2 cd set. Audio cds only..

Shipping covers postage and handling.  
Price \$34.95 aud



This is the art of healing and in this volume you are taught some interesting methods for self healing as well as meditation and energy enhancement. Dr Sherwood guides you through a basic understanding of this amazing technique. ( This is a Microsoft Powerpoint presentation.)

Shipping covers postage and handling.  
Price \$12.95 aud



**Mountains of Andrea** is a relaxation and meditation type cd by Jon Sherwood. This is a meditation type cd and also has the effect of refocusing the mind, bit like a retune..

Tracks include: 1. Mountain Rhythm 2. Water Nymph 3. Extinction 4. Renewal 5. Journey 6. Night Sky Part One 7. Sky Cloud 8. Whistler 9. Mountain Rhythm Sequel 10. Forest Glen Part one 11. Forest Glen Part two 12. Finale. Audio music cd.

Shipping covers postage and handling.  
Price \$21.95 aud



**Astral Dreams** is a great relaxation cd with music created by Dr Jon Sherwood. The music is channelled by Jon and was initially released on tape back in 1993 now available on cd for the first time the energy is soothing to the soul.

Tracks include. 1. Illusions 2. Spires of Andrea 3. Cosmic Fantasy 4. Astral Dreams 5. Flyer 6. Universe 7. Winds of time 8. Astral Dancer 9. Wave Wanderer 10. Dreamer 11. Time Rambler. Audio music cd..

Shipping covers postage and handling.  
Price \$21.95 aud

**TO ORDER: USE FORM ON PAGE 9., OR ORDER ONLINE AT [Http://www.rajon.com/shop](http://www.rajon.com/shop)**



# Advertising

---

To advertise please email [contact@thephoenixcentre.com](mailto:contact@thephoenixcentre.com)

Or go to our website: <http://phoenixrisingmagazine.thephoenixcentre.com>

## Sizes and Rates in Australian dollars per issue

Full page inside front cover \$1275  
Full page inside back cover \$1275  
Full page back cover \$1895  
Full page \$575  
Half page \$285  
1/4 page \$150

## Classifieds Sizes & Rates

1/8 page \$75  
1/16 page \$50  
Larger sizes in the Classified section are the same as above rates.

## Sizes and Rates per year

(4 issues)  
Full page inside front cover \$4675  
Full page inside back cover \$4675  
Full page back cover \$7000  
Full page \$2000  
Half page \$1000  
1/4 page \$550

## Classifieds Sizes & Rates

1/8 page \$275  
1/16 page \$185  
Larger sizes in the Classified section are the same as above rates.

## Sizes:

Full page: 24 cm x 18 cm  
Half page: 12cm x 18cm  
1/4 page: 12cm x 9cm  
1/8th page: 9cm x 6cm  
1/16th page: 6cm x 4.5cm

## **Advertising deadline for next issue 10th June 2007**

Website advertising is also available.  
See online for further details.

Current hits on website over the last 15 years has been 98 million visitors.

To mail us send to:

Phoenix Rising,  
P.O. Box 10318,  
Southport B.C.Qld, 4215.  
Australia

# Rajon Publishing

---

This is the publishing arm of the business and we publish all of our own books these days. We cover both ebooks online as well as paper books. This gives us the ability to supply information over a wide area for those who are internet wizards and those who prefer to have paper in the hand.

The publishing side also provides a service for those who wish to have their own work published on interesting topics and we therefore accept books on the following :

Alternative new age  
Novels  
Fiction  
Non fiction  
Science Fiction  
Children's books

There are two ways to get your manuscript published:

1. Subsidised publishing. (You pay us!) This way is not expensive.
2. We pay for the publishing costs

etc. This involves being accepted through our assessment net.



# Environment . . .

## Global Warming Report

---

Over the years we have warned of the accelerated rate of decay of the ozone and other atmospheric damaging particles that are in transit while we speak. 10 years ago we said that the climate would alter faster than many were predicting due to two factors.

1. The as yet ozone damaging elements still in transit travelling up to the upper atmosphere as this transition can take up to 20 years to occur.

2. Carbon-dioxide levels are already above what existed during the last ice age. This being the case and also due to deforestation we find ourselves with the dilemma of both the planets storage capacity at maximum of this element plus the build up of carbon dioxide in the upper atmosphere which is also increasing the overall global temperatures.

Drought, severe storms are just the beginning of a much larger problem yet to come!

If we are to survive the mess we are generating then changes need to be made and made now not later. Lets face it if you have no planet to live on how can you have an economy. The economy will adapt and survive the planet will not!

There is talk of oceans rising which is already happening such as the Antarctic ice shelf breaking up.

Glaciers retreating which adds to the oceanic rise due to the melting of land ice. Sea ice does not add to the volume only land ice adds.

Due to the warm winter this year 2007 the summer in the northern hemisphere

is expected to be the warmest on record since they began. This could end up being a very big problem for the northern ice-



sheet.

We shall have to wait and see what the future brings and am sure time will tell but all early warning signs are not encouraging.

## Antarctic melting

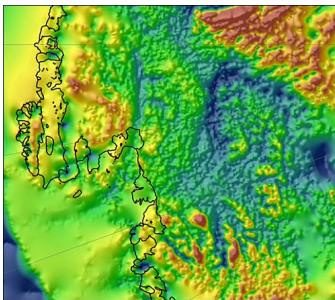
---

Every year over the last 6 years we have watched and read the reports that have appeared about melting of the icecap in the Antarctic region. Each year the scientists say it is not too bad and would take so many hundreds of years to make the oceans rise. And yet each year that passes that time span is shrinking and the hundreds of years are getting less and less.

Obviously one of the many problems with the global warming scenario is that we as humans have never faced this situation before so denial to a degree is one such way of refusing to take responsibility for the problem.

With both the Arctic and Antarctic regions there are profound problems and history has shown us that humans tend to wait until it is too late before doing something about a problem. With the Arctic situation there are many animals such as the Polar bear that would become virtually extinct if all the ice sheet disappears in the 2007 summer. Not really that difficult given the warmish

winter that the north has had and the rate of melting that is occurring on Greenland and other northern areas.



The image shown here shows the Antarctic ice shelf in this case we are looking at an image of the ocean floor beneath the ice, and who did it and where is it of. British and US scientists have produced a remarkable map of the underside of the West Antarctic Ice Sheet (WAIS). Dark blue denotes low areas and red marks the highest points. It can be seen that some of the interior is as low (3km below sea level) as the ocean floor off the conti-

ental shelf in the bottom left-hand corner of the image. (Image: BBAs/Agasea)

If all the surveyed zone were to melt, it would produce a global ocean rise of 1.3m.

And that's just one area. If the ice sheet on Greenland were to go you would see a rise of another 15 feet. And there are others like the Larsen B land ice sheet held in place by the sea ice mass in front of it. Last year and the year before it vanished. Melted completely.

So are we safe?

No we are not! Unless we prepare for the changes ahead.

Recently I read a report in a British tabloid about scientists now blaming the sun. Even if that were true then if we were to add that to the equation then the coming changes would occur just that much sooner. (drjohn)



**Phoenix Center Order Form: Please send this form along with your payment to The Phoenix Center, PO Box 10318, Southport B.C., QLD. 4215. Australia.**

PRODUCT	QUANTITY	PRICE PER UNIT	TOTAL PRICE
CD: Chants of the Great Pyramid		\$16.95 aud Includes postage/handling	
CD: A Power of Healing 2 CD set		\$34.95 aud Includes postage/handling	
CD: Mountains of Andrea		\$21.95 aud Includes postage/handling	
CD: Astral Dreams		\$21.95 aud Includes postage/handling	
CD ROM: Zarlén Self Healing		\$12.95 aud Includes postage/handling	
CD: Ancient secrets of Egypt - part one.		\$15.95 aud Includes postage/handling	
CD ROM: Rajon Ebook Collection		\$39.95 aud Includes postage/handling	
BOOK: Crop Circles		\$12.95 aud	
BOOK: Ancient Healing Therapy		\$15.95 aud	
BOOK: Zarlén Speaks a New Beginning		\$11.95 aud	
Scented Oils: Secret of the Desert	25ml: _____ 50ml: _____	\$12.95 aud \$19.95 aud	
Scented Oils: Secret of the Nile	25ml: _____ 50ml: _____	\$12.95 aud \$19.95 aud	
Scented Oils: Merlin	25ml: _____ 50ml: _____	\$12.95 aud \$19.95 aud	
Scented Oils: Secret Mist	25ml: _____ 50ml: _____	\$12.95 aud \$19.95 aud	
Scented Oils: Queen of Egypt	25ml: _____ 50ml: _____	\$12.95 aud \$19.95 aud	
Scented Oils: Scent of the Pyramid	25ml: _____ 50ml: _____	\$12.95 aud \$19.95 aud	
Scented Oils: Sacred Temple	25ml: _____ 50ml: _____	\$12.95 aud \$19.95 aud	
Scented Oils: Oasis	25ml: _____ 50ml: _____	\$12.95 aud \$19.95 aud	
Scented Oils: Illusions	25ml: _____ 50ml: _____	\$12.95 aud \$19.95 aud	
Scented Oils: Mountains of the Moon	25ml: _____ 50ml: _____	\$12.95 aud \$19.95 aud	
Correspondence Course: Ka-Lei Basic Healing		\$995 aud	

ADD \$10 POSTAGE & HANDLING WHERE NOT INCLUDED  
**TOTAL** \$ \_\_\_\_\_ **aud**

**YOUR DETAILS:**

(BLOCK CAPITALS PLEASE) Title: \_\_\_\_\_ First Name: \_\_\_\_\_ Surname: \_\_\_\_\_

Address: \_\_\_\_\_

Postcode: \_\_\_\_\_ Country: \_\_\_\_\_

Phone: \_\_\_\_\_ Mobile: \_\_\_\_\_ Email: \_\_\_\_\_

**PAYMENT DETAILS:** I enclose a cheque for \$ \_\_\_\_\_ (made payable to J & R Sherwood)

Please charge my credit card (please tick as appropriate) Mastercard :  Visa :

Card Number:

Expiry Date:     (month & year)

Name on Card: \_\_\_\_\_

Date: \_\_\_\_\_

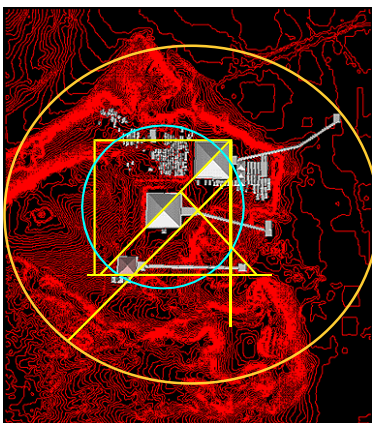
Signature: \_\_\_\_\_

OR PHOTOCOPY THIS PAGE



# Pyramid Secrets

A few years ago my wife and I had journeyed to Egypt and found the large wall being constructed around the Giza area. The rumor at the time was that it was being built to keep the buses and vendors out of the area. What amazed us was the size of the wall which runs entirely around the Giza Plateau and off into the desert to the south. Anchored into the bedrock and constructed of reinforced concrete with the top portion being wire mesh made one imagine a large prison. Once we got beyond the bureaucracy we began to find some rather remarkable facts.



Prior to the wall being planned numerous Babylonian tablets had disappeared from the Iraqi museum and still not found to this day. The tablets were to have had information regarding ancient technology under the Giza area. Also prior to this a variety of satellite images using new technology had been received of the area in question with the results showing areas beneath the Plateau that had some artifacts there. Large in nature.

Considering the involvement of the United States in both the images and the development and construction of the wall one can surmise that something is afoot!


The size of the wall covers roughly the area of the larger circle in the diagram left. One of Egypt's secrets is on the diagram and over the next few issues we shall be discussing this and more.

One of the many secrets regarding the Giza area is the Hall of records which has many names, but which according to stories is an immense storehouse of ancient knowledge and some advanced equipment. After hearing taped recordings of witnesses who have seen some of the artifacts by mistake over the years one can only imagine the secrets hidden there. So after many years of research, investigation and many trips to Egypt and elsewhere, we have not only uncovered the access to this ancient area but other secrets associated with it. So we will be exploring this and other research on the secret halls of Thoth over the coming series.

You can also go to our website at <http://www.rajon.com> and discover work on this and other areas.

## New Books available!

New book by Dr Sherwood  
Now available.



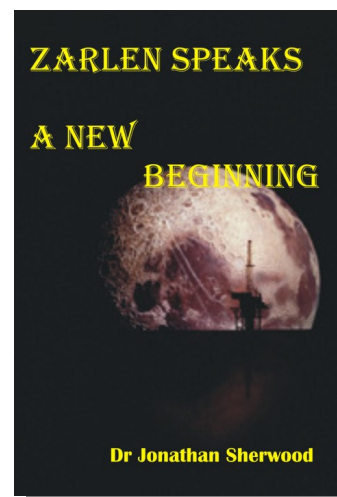
Price available online/or order form p.9  
Ebook available online at  
[Http://www.rajon.com/clickbank](http://www.rajon.com/clickbank)

New book by Rachel Sherwood on the  
Ka-lei healing process.  
Now available.



Price available online/ or order form p.9  
Ebook available online at  
[Http://www.rajon.com/clickbank](http://www.rajon.com/clickbank)

Reprint of Zarlen Speaks—'A New  
Beginning' is now available.



Price available online/or order form p.9  
Ebook available online at  
[Http://www.rajon.com/clickbank](http://www.rajon.com/clickbank)



# Sacred Numbers

## The ancient mythological way of looking at numbers

**Numbers were sacred in ancient times for a number of reasons, mainly because they were orientated to the ancient gods especially in places like Egypt.**

**F**or instance the 12 gods of the great Ennead, these were the gods that controlled everything, from Ra to Thoth. The interesting thing about numbers is how they started compared to how we look at them today. For instance if you take the number 6, initially in ancient times this was the feminine or what they called the sacred feminine. Remembering that every number is like a geometric shape or a sacred symbol, so everything associated with numbers has an ancient meaning behind it. Now in order to understand what each number represents you have to go back to the very beginning. So with the number 6 as an example, it is not associated with the devil or Satan, that was changed during early Christian time when the church wanted to suppress the feminine, and I am sure we are all well aware of that. The point is that the 6 represented the womb or fertility if you like, the sacred womb. So let's go back to number 1 which was what we call the power staff, that was the single staff which represented the symbolism for 1. 2 represented the serpent, head of the cobra, which represented stealth and cunning as well as mystery. 3 was representative of a sacred power number orientated to the flowing river, the river of power which was associated with the Nile, the interesting part about the Nile is that it is the only river of that size that flows

south to north, all the others flow north to south.

One aspect of life, in other words if you look at 8 being the helix, then 3 was half the helix, and because the symbolism associated with it is on the right not the left, then we are talking about spiritual power and not physical power. And this is why 3 was very much orientated to energies, and it is interesting because when you look at like the ancient pyramids in Egypt you have 3 major pyramids on the Giza plateau, and we are in a 3 dimensional world, so combining all of those elements with the 3 chambers in the great pyramid and each one is a different size, you have got 3 energies making up the universe in which we live. And if you measure the chambers a specific way then you get 3 different mathematical equations which equate to the different energies within the 3 dimensional space.

When we actually approach numbers in a more ancient way we also recognise that 12 was orientated to the 12 gods of the great Ennead, but also that the 2 and the 1 is the 3 which also represents power, so the gods have power and this is how these numbers all work. So when you actually work with the sacred numbers like from 1 to 9 you never use double digits because when you leave the 9 and go to the 10 then you are entering the realm of the gods and that was something that physically nobody should do so that is why they only used what we call single digit cycles where you go 1 to 9, whenever something became 10 it became 1 which was the new beginning. 11 was associated with the master number, in other words the double power, the power of the spirit, the power of the physical, because you have this 1:1. And remember the 1 represented the staff of power. And 12 being the 12 gods of the great Ennead, you didn't go any further than this.

As we progress further the 4 represented the angles and lines of force where it gave one the ability to control the forces of nature.

The complexity of the number is also associated with the pronunciation which we shall go into in the next issue. For now we are just covering the simplest of facts.

5 represented the opposing forces of power which were controlled by the spiritual elements.

6 represented the sacred feminine and the power of mother nature in relation to procreation and fertility.

7 represented the sacred keys of knowledge which were only associated with the initiated.

8 represented the dynamic power of the helix and vortex power which is the power of the universe.

9 is the reverse of the sacred feminine which is the sacred masculine and also represented the element of conclusion.

So in the next chapter of ancient numbers we will cover more of these numbers that we have covered now and give you more insight into how the ancients looked at the secrets associated with how to apply them in your everyday life.

**If you would like your own sacred number report . . . . .  
Just send us your name, birth date and mailing address along with payment of \$50 aud to:**

**Dr J Sherwood  
P O Box 10318  
Southport. B.C.  
Queensland. 4215.  
Australia.**

# Vortex Theory

With Dr. Jon Sherwood

## What is a vortex? How does it work?

There are many types of vortices some are known as tornados while others are known as whirlpools. So we can see that one is in air and the other is in water. These are well known types but what about energy vortices?

**A**n energy vortex is one that is a combination of two types of energies that form it. The composition of an energy vortex is energy and is basically formed with two or more other compatible pair types of other energy.

Now when we say energy there are also many types of energy. The ones we are focused on in relation to the vortices here are sound related.

Sound is an energy in itself in that it has a destructive force if used a specific way and it also can heal in just the same way but used in a different way from the first so the scale of use is wide and varied.

The secret of vortex energy creation is knowing the groups of compatible pairs and then grouping them opposite each other. If you use two then one is

opposite the other. It gets far more complex when you start to use 4 or more as they need to be not only compatibly opposite but balanced as well in intensity.

One of the most interesting processes in the vortex energy system is that it can be programmed with commands. It also has an influence on humanity in the way we all react to various situations. Much like the energetic energy of the land we are all influenced by energetic systems around us in different ways. But the vortex energy system allows for a programme to be created within a vortex that can stop explosives from detonating so only say the detonator goes off and not the main content. It also can be programmed to influence a response in a positive way for decision direction.

Once understood the system can also supply an electrical current in any amount for supply and use. This means it can power any unit once the system is made compatible.

One of the more interesting sides of the vortex energy system is that it would also be used in terra-forming to create any number of elements as this process is the foundation of understanding the two energies that form the universe.

In order to understand the vortex complexities the understanding of energy compatible pairing needs to be ex-

plained. All things in the universe are in balance and there are any number of checks and balances that define all aspects of interaction within the universe system itself. As with compatible energy systems it takes an understanding of how an energy force can be created through a process of combining two other forces to create the third which is the one you want. It cannot be obtained any other way. Much like water which is a combination of two other elements such as Oxygen and hydrogen once the method of combination is understood then the result would be water. H<sub>2</sub>O.

Or say H<sub>2</sub>CL<sub>4</sub>. Figure this one out!

Or  $(a)22.09333+(b)18.6666/(c)12=(z)3.3966608333$  which is the harmonic for pi. The combination of the two forces that create the result are the  $A+b/c=z$

The equation comes from an ancient mathematical calculation which depicts the three energies and how they intertwine to create a variety of results.

Vortex energy itself is a connection between two dimensions one the 3rd and one the 4th. The effect when done creates a gentle breeze which is pure and pollution free. The result can also be detected with scientific equipment that records variations in frequency wave lengths. This is a by-product of the vortex principle as the spin forms



a field of energy that has a 3d frequency associated with it.

In a couple of instances we created two variations of vortexes one in an airplane and the result was a different time frame we ended up in upon landing for at least 5 hours.

You try driving around the M25 to Maidstone on a Friday morning at 8.30am and see no traffic at all and all the roadwork's were finished. We learnt from the exercise that the vortex in question could bridge time due to it not being earthed when it was created. Interesting!

The second one was created to influence the weather. The effect was to increase rainfall over a specific area and it worked. The test showed that when used in a positive way the results can be beneficial for all.

In order to influence the weather a specific frequency combination is used within the vortex to obtain the desired result. The first test was on the island of Crete back around 1990, when we had a raging storm to begin with and after a few minutes of creating the correct range a circle of calm weather appeared above our heads, those present witnessed the sea calming wind dropping skies clearing but only within a specified area relative to what we wanted. Beyond you could still see the storm raging. But as always we cannot be in all places at once and all vortexes do have a life span unless they are done a specific way.

The beauty of the vortex principle is that it can only be used in a positive way, try using it in any negative way and it comes back at you.

Then we have the sealed controlled vortex units that can be used for power or energy supply. Constant and clean and they can be any size so really it all depends on their usage which dictates the size of the unit and the complexity of it.

Simple vortex units exist in nature and are mainly caused by wind. Some however exist that can cause more serious damage and they are heat related. Then there are the man made ones, not deliberately done, they just do not know they do it and they are of

the microwave variety, caused by towers emitting microwave energy usually phone tower related. Then there are the magnetic variety caused by high voltage towers and pylons as well as the cables that run across the landscape. The cables do not emit in any specific pattern but rather alternate as the current suggests. The magnetic vortex is probably the worst as it can play havoc on the human immune system.

An easy example to try is take a human cells and place it under a magnetic influence like a magnetron for a long period or a short one and watch what happens to it on the atomic level. Thus requiring a photo electron microscope. As an atom relies on a specific range of frequency balance and the combination is what we call self vortex related the results can change the atomic structure to something else thus changing the result at the other end.

So vortex units are quite complex and can be very specific.

One of the main reasons for looking at vortex type development is that we have found that it can do a variety of things. In the case of using it for power production you can create a vortex effect that produces a power supply from the dynamic energy that the vortex gives off caused by friction within a specific sized tubed space. The point here is that if multiple vortex units existed within the tube then you have a very large dynamic force that would supply power on a massive scale if created correctly and the content of vortex units would be important as well as the harmonic combinations used to create them. We are not talking about a simple funnel vortex but rather an energetic one that would self perpetuate through its ability to give off more than is used to create it.

So for instance if we were to build a funnel 5 stories high and use a sequence of emitters down 2 sides of the funnel opposite each other that would emit a compatible pair of harmonic tones perse then you end up with one vortex that is created from the one compatible pair. So if we set up 64 pairs we end up with 64 separate energetic vortexes within the funnel. This of course would require the emitters

to be in a pattern as the resulting passthrough would have to be balanced and it would be a complex process to work out which sequence they would need to be in placement wise down the funnel from top to bottom. One is simple 64 is hard. But there is a solution!

A matrix formula exists that gives a guide to which sequence to place them in.

The combinations of the matrix are extremely complex and took 5 years to discover as you can imagine but it does work! The matrix formula shows us the way to use energetic vortex units and also that they are part of the universal system of energy.

Discovered initially built within the geometry of the great pyramid in Egypt we have been researching ancient knowledge for over 40 years now and some of the discoveries are very interesting. Obviously the knowledge has come from a civilization more advanced than ours is today. There is a discrepancy between the data and the area of the source regarding early Egypt so we must therefore at present assume that there had to be a source much older than the early Egyptian culture but we must also say that they are still a part of this earlier one. Something to think about!

Much of the work done to date is on paper only so development physically would require capital investment.

More next issue...



# Ka-Lei & what is it?

With Rachel & Jonathan Sherwood

The Ka-Lei Principle is a total health and harmony art. The ancient channeled explanation of the meaning of the word Ka-lei supplied by Dr Sherwood during a channeled session with Zarlen an old pre Egyptian High priest is simply control of Life over Death. In ancient times the word Ka-lei represented a symbol of life in both ancient Lemurian and Atlantis times. Evidence of this process will appear in the not too distant future when a time of revelation occurs in the discovery of ancient tablets describing the process and the priests who practiced the art.

**T**he Ka-Lei principle covers the total spectrum of health and harmony both personal, and environmental. These areas include: healing your natural environment, healing world conflicts, creating stability, rejuvenating nature, healing plants and animals, healing yourself and others, healing and harmonizing work and living environments, and creating energy dynamic architectural designs.

The art of Ka-Lei is learning to work with the natural energies of yourself and your environment instead of being and living in conflict with them, which is often the case in today's society, by being in harmony through this process using Ka-lei means as you are doing so can only benefit both humanity and our planet. This is a very simplified breakdown of the overall art of Ka-Lei, in order to endeavor to understand the immensity of Ka-Lei we would need to break the subject down into its different aspects and explain each aspect in detail. Therefore the Ka-Lei Healing Therapies is the first in the Ka-Lei series that we have focused on, whereby the book titled "Ancient Healing Therapy" is now available in e-book and paperback.

The second aspect we would like to cover is the Ka-Lei House orientation, of which the book is currently being written.

Ka-Lei is a collection of things, it covers a whole variety of areas. The Ka-Lei principle basically involves healing techniques to house orientation and geometric shape relative to health and harmony and balance. Then you have got Ka-lei in the environment which also creates healing and balance, there are techniques for controlling weather, changing the weather, healing a forest from a fire, there is a whole range of things. Then you have got Ka-Lei movement which is a health relaxation balancing (geo-orientation) Process, a bit like Ti Chi but more advanced. Then you have got Ka-Lei meditation, which is an enhanced visualization process that goes beyond remote viewing and all these other things that they do out there. So it is not just one thing, it is a number of things under one heading, there are at least 8 or 10 sections to the Ka-Lei process, like for instance the temples in Egypt, why are they located at specific points along the river where the course of the river never changes? Why doesn't the river change at that course point? Because of the energy and vortex points that are located in those areas, and that is why those temples are there and they are all orientated and built a specific way. So they actually

magnify and harmonize the energy because of the structure that is there. So once you understand the dynamic forces in nature, which is what the Ka-Lei principle does, then you get to know all the different areas that are associated with it, and then of course you have to learn how to use them all.

In each issue we will bring insight into the ancient art giving tips on what you can do to improve your own living environment. We hope you enjoy this future section of this magazine and this first introduction.

## **Ka-Lei House Orientation**

### **Introduction**

In this Ka-Lei house orientation introduction we are going to cover the principles of Ka-Lei energy flow, similar to Feng Shui but it goes further, Ka-Lei is the art of understanding that geometric shape has an influence on internal energy, and it is that internal energy that is vitally important in how we understand our interaction with it. For instance you may walk into a shop or an office or even somebody else's house and feel totally uncomfortable and not know why. What is actually happening is the actual energy dynamic of the space is not compatible with your energy, your frequency, everybody has a unique fingerprint, identification if you like associated with an energy frequency, and if you go into a space that has an energy greater than yours it can quite often make you feel slightly disturbed, restless, or even ill. So understanding the Ka-Lei principle of orientation is not only just a principle associated with where you place furniture, how you position your house, what is the best place to put a swimming pool, even down to where you can place internal water features, plants, pictures, the right wall to put books relative to the right type of book, where do you place family photos ( are they alive or dead?), how do you sleep, where do you place your

bed, where is the dining table, the lounge suite, T.V., the microwave, all of these different parts of your house can work against you if they are not in the right place. So what we are going to cover is this whole subject of how you internally align specific objects within your house so you can make it more harmonious, and there is even ways of changing the influence of the room that you are in, so we will show you how to influence different areas of your house by changing the internal shape of it in a very modest economical way and these principles anybody can do, but it is understanding how this energy interacts with you, and the healthier your environment the healthier you will be, the better your attitude, your approach to life, your ability to learn, even down to designing specific places for learning, like schools, colleges, universities and so forth, even a laboratory where research is being done, if the dynamics of the laboratory are harmonious and they are designed whereby the energy can accentuate the learning capacity then the amount of research that that establishment would turn out would be far greater than it is at the moment. So what we are going to do first though is look at your basic house and in this first section we are going to cover some of the early principles of the Ka-Lei process and how you can begin to change things in your own environment.

### **Understanding your house layout**

First step is to discover where magnetic north is relative to your house. Once you have achieved this you can then start working to orientate the flow coming through your house, and the easiest way to do it is to imagine this flows like a river, anything that blocks the flow of the river will cause eddies, it will slow the flow down, in some cases completely blocking it. So you have to get this flow as smooth as possible. So firstly exit your house, get your hands on a compass, place yourself outside of the house while you are finding where magnetic north is. Then once you have got that established draw your layout, the house

outside layout, in other words the walls of the house on a piece of paper and then place north relative to where your house is. Once you have got that then you can attack each room, and you have to do the rooms relative to the position, so it is always best to work from north to south, unless your house runs across running east/west, in which case start on the north side of the room and work your way south. So one thing to remember is how you operate and work in each room, you cannot change everything all at once, this may take you a few steps to get used to. We can tell you that different houses that we have already worked on in the United States, and these are large mansions, we found that in the initial stages we had people that were resisting, like the husband for instance, and the wife said well we need to do something, I said well where does your husband normally sit, she said oh he sits in this sort of day room, so I said well let's use the day room, let's change the day room and see how he sort of responds to it. And she thought that he wasn't going to accept it but when he actually came in and sat down it made him feel so good he wanted the rest of the house done. So this is how you create change, so don't underestimate what this can do, it can have quite an amazing influence, and there is even a process whereby you harmonize the actual structure of the house itself .

*More next issue .....*

*For more information on the Ka-Lei Healing Therapy see the article on page 38 of this issue.*

*The book covering the Ka-Lei Healing titled: 'Ancient Healing Therapy' is available through the rajon website:*

<http://www.rajon.com/shop>

*(See advertisement on page 10 of this publication, or order)*

*The Ka-Lei Healing Therapies can be learnt through correspondence courses, more info is available on the above website. Or page. 41*



# Crop Circles 2007

## What to expect . . .

PAST AND PRESENT!

Crop Circle Explorer website:  
<http://www.cropcircleexplorer.com>


With Dr Jonathan Sherwood



The crop patterns of 2007 are expected to be different and informative with many new concepts being revealed. As we enter a phase of uncertainty in world affairs and climate change some enlightening revelations I am sure we could all do with and I don't think we will be disappointed this year in 2007.

Every so often an energy cycle occurs on our planet that creates profound events and 2007 is a year that shows signs of major events both on an international level as well as a local one here in UK.

World events are always affected by these energy cycles like political divides and posturing as well as major weather events.



The crop patterns have for years created many discussions on what they mean and how they got there and some of the ideas from rampant hedgehogs to lively rabbits are amongst some of the funniest. And yet people still would rather believe that than the fact that they may be caused by another concept.

We know from previous events over the years that many of the good ones are energy related and occur on specific years and are of a certain type of design and also occur on specific energetic days that we can calculate and

match the days of those that do arrive. So it makes sense that we can also tell what is natural and what is not.

I remember when we were first asked to investigate the crop circles back in Seattle in 1994 when Colin Andrews approached us about them. We were then invited to speak at the Harwell nuclear laboratory. Some of you may remember it that was a while ago now! Anyway we were supposed to speak for over 1 hour but only got half an hour and folks were disappointed but it told me a lot about the people and the situation at the time when I saw both Colin and a man called Reg Presley take most of the space/time and talk about stuff that folks had already heard. So after that I have watched and seen some interesting postulating from those who want to control what is out there. That's why you always see the same data in many of the dvd's about the patterns. Many who are in the field can only take it so far. Here we have mountains of data so here is some of what was not said at Harwell.


Harmonics as we talk about it is the wave that is the energy of the universe much like a pulse scientists call it dark matter and yet it has a pulse and can be calculated mathematically using ancient principles many thousands of years old. Much of what we do is



gleaned from ancient times and used in today's work.

Harmonics is not like radio frequencies as is generally known but rather an energy wave that can be accessed and used in any number of ways but it can also be used in design. When we say this we mean that it has the potential to generate another type of energy using geometric principles that can supply energy for any number of systems.

Vortex energy as we know and understand it has the ability to give off more than is put in. The process is an advanced way of looking at a pulse system using two energy harmonics toned in such a way that as they combine they create a third wave or pulse which can then be used in any number of ways again of course it will depend on the dual combination of initial pairs used as to just what you can do with it but one thing is certain the result is contained with a geometrical form that can be used to control the result. This we call the Geo-energy principle!



In other words the geometric shape used will depend on what and how the energy is emitted. If a cube is used that would signify a controlled emission system for say an engine of a type that would create anti-gravity fields. But only if it was also

linked to another geo shape that made it do that.

Each cycle of the pulse takes 11 years to rotate and a variance is in the system we found that allows for expansion. As a dark matter area expands the pulse expands with it obviously so that would mean that time and space would also be affected so the pulse would also expand thus taking every now and then more than 11 years. Vortex energy in a helix form has geometric shapes at the base in that each vortex type results in a new geo form.

Why?

Because all things are united in en-



ergy and form, as shape is created so too is

form and design on a atomic and molecular level. All energy in the universe has shape and design. We need to look at the universe in a different way if we are to ever understand the mystery of dark matter shape and purpose. If a geometric shape can harness an energetic result purely from a duplicated line drawing of a design then why and how does it do it. Or has it already done it during the creation of the shape. If we take the 2 energy pulses mentioned earlier and backward engineer it then we would be starting with the shape first and run backwards to the energy that created the design in the first place.

So in the first instance we use the design to find the energy and in the other we use the energy to find the design.

It makes sense that if the dark matter of the universe which has a pulse is everywhere then each day that passes is affected by this energy as we are always in a different place both in relation to our own galaxy and solar system but also within universal space as well as all things are expanding and moving.

Ufo's are also a phenomena that are seen around crop circles from glowing orbs that float across the countryside and hover then move away at high speed. They also show signs of intelligent control due to occasions when military helicopters encounter them

and move in relation to what the helicopter does. Whole villages have been without power when a crop pattern appears nearby. Batteries of experienced cameramen go flat in seconds and they state it has not happened like this before.



Over the years we have seen any number of designs and shapes. One train of thought that we took a few years ago is that geometric shape could also be a language within itself. Much like how we use letters or symbols such as Japanese or Chinese writings as an example. So too could these patterns be a form of communication. However when we investigated further we found that the designs had other hidden secrets that went way beyond just a language.

If two energies form a geometric shape at the base of a helix then it also must be that the geometric shape is an energy within itself and can therefore create its own effects.

The interesting point to make here is that it does not require depth, height or width as we understand three-



dimensional forms but rather can have the same type of effect simply from a line drawing of the design. Tests in laboratory conditions

showed that if a crystal cluster was placed on a simple line drawing of a design and another crystal cluster placed on the same bench a few feet away without a line drawing, then just before a microscopic image was taken of the crystalline structure of both objects and again the image was taken after the experiment had run for 24 hours without any outside interference or movement the one on the line drawing showed changes at the molecular level in its crystalline structure while the other did not change at all. The experiment was run over a hundred times with the same effects.

So what does this tell us?

Firstly that the image has a mysterious effect on objects it comes into contact with, also that the image can affect

humans the same as the crystals.

Many reports of healing and other events have been reported and to this day research has not discovered an answer. One reason is that many researchers keep moving over the same area of study. Plants are affected certainly but what really needs to be understood is what force is at work dur-



ing the existence of the patterns that affects the plants, some say micro-waves!

I doubt it! Micro-waves are an energy yes but they do not have the ability to change crystals on a molecular level the way line drawings can plus there is no micro-wave energy present when the line drawings are present. So what is it really all about!

If words have the ability to compel matter into form then it makes sense that shape can do the same thing for words are a collection of shapes. Just because we do not know the language of the crop patterns does not make them any less important.

This is like  $1+1=2$  we know this from experimentation and a level of intelligence that informs us through our understanding and development of a mathematical system that assisted us in working a system out for calculation.



So why not a language!

Why if it were not for the Rosetta stone we would still be viewing hieroglyphs as pretty pictures portraying scenes of life in Egypt and not realising it was an actual language! Our understanding of basic shapes is that we use them but do not understand the affects they have on us! So in 2007 we can expect a change as the energies show a new cycle about to begin and so the patterns will change accordingly, and mysteriously regardless of how they get there, man made or otherwise the mystery continues but it is getting interesting as we unlock the mystery. See you next time.....

Drjohn  
Lecturer/Author/Researcher

# U.f.o Report

With Nick Pope



## The Cosford Incident

**O**n 30 and 31 March 1993 there was a series of UFO sightings in the UK involving over a hundred witnesses. Many of these were police officers and military personnel. The UFO also flew directly over two RAF bases. What follows is the extraordinary story of what has been dubbed The British UFO Mystery.

### Overview

The first sighting took place on 30 March at around 8.30pm in Somerset. This was followed by a sighting at 9pm in the Quantock Hills. The witness was a police officer who, together with a group of scouts, had seen a craft that he described as looking "like two Concordes flying side by side and joined together". The reports came

in thick and fast and when I arrived at work the following morning I received a steady stream of reports. It was soon clear that I had a major UFO event on my hands. One of the most interesting reports came from a member of the public in Rugely, Staffordshire, who reported a UFO that he estimated as being 200 metres in diameter. He and other family members told me how they had chased the object in their car and got extremely close to it, believing it had landed in a nearby field. When they got there a few seconds later, there was nothing to be seen. Many of the descriptions related to a triangular-shaped craft or of the lights perceived as being on the underside of such a craft. Indeed, in an apparent coincidence these sighting occurred three years to the very day after the famous wave of sightings in Belgium that had led to F-16 fighters being scrambled to intercept a UFO being tracked on radar.

### RAF Cosford

The UFO was seen by a patrol of

RAF Police based at RAF Cosford. Their official police report (classified Police In Confidence) stated that the UFO passed over the base "at great velocity ... at an altitude of approximately 1000 feet". It described two white lights with a faint red glow at the rear, with no engine noise being heard. The RAF Police report also contained details of a number of civilian UFO sightings that they had been made aware of in the course of making enquiries with other military bases, civil airports and local police.

### RAF Shawbury

Later on that night, the Meteorological Officer at RAF Shawbury saw the UFO. He described to me how it had moved slowly across the countryside towards the base, at a speed of no more than 30 or 40 mph. He saw the UFO fire a narrow beam of light (like a laser) at the ground and saw the light sweeping backwards and forwards across the field beyond the perimeter fence, as if it were looking for something. He heard an un-



pleasant low frequency humming sound coming from the craft and said he could feel as well as hear this - rather like standing in front of a bass speaker. He estimated the size of the craft to be midway between a C-130 Hercules transport aircraft and a Boeing 747. Then he told me that the light beam had retracted in an unnatural way and that the craft had suddenly accelerated away to the horizon many times faster than a military aircraft. Here was an experienced RAF officer who regularly saw aircraft and helicopters, telling me about something he said was quite unlike anything he's ever seen in his life. The MOD party line about UFOs being of "no defence significance" was looking decidedly shaky. What was I supposed to say to him, I wondered - "don't worry, it was probably just a weather balloon"! I corresponded with him recently about this but, unlike some sceptics, I intend to respect witness confidentiality and won't name him.

### **How Many Reports?**

For a number of reasons UFOs are notoriously under-reported. The two main factors here are fear of disbelief and/or ridicule, and the fact that many people do not know who to contact with details of their sightings. While there were standing instructions that UFO reports sent to military bases, civil airports and police stations should be forwarded to the MOD for investigation, this national reporting system did not always work. The casefile on the 30/31 March 1993 UFO incident makes it clear that there were many more sightings than ever reached the Department. One throwaway line from a signal reporting how police officers in Liskeard, Cornwall, had seen a UFO stated that the object was "seen by other police officers throughout Devon and Cornwall". We can only guess at the number of sightings that went unreported that night.

### **Radar**

I launched a detailed investigation into these sightings, working closely with the RAF, colleagues in the Defence Intelligence Staff and personnel at the Ballistic Missile Early Warning System at RAF Fylingdales. One of the first things that I did was order that radar tapes be impounded and sent to me at MOD Main Building in Whitehall. The radar data was downloaded onto standard VHS video cassettes and arrived shortly thereafter. I watched it with the relevant RAF specialists who told me that there were a few odd radar returns, but that they were inconclusive. Radar is not an exact science and in certain circumstances, false returns can be generated.

### **Aircraft**

Later, a more formal assessment of the radar data was made. Unfortunately, one of the radar heads was not working on primary radar during the reporting period, so only aircraft working Secondary Surveillance Radar could be seen. But with this and with other checks, what we were able to do was build up a picture of all aircraft and helicopters activity over the UK, so that we could factor them into the investigation and eliminate them from our enquiries if appropriate.

### **RAF Fylingdales and Cosmos 2238**

The Ballistic Missile Early Warning System at RAF Fylingdales, with its powerful space-tracking radars, was an important part of my UFO investigation. They quickly alerted me to the fact that there had been a re-entry into the Earth's atmosphere of a Russian rocket carrying a communications satellite, Cosmos 2238. We postulated that this was a possible explanation for a cluster of UFO sightings that oc-

curred at around 1.10am on 31 March. As an interesting footnote, ufologists such as Jenny Randles have previously claimed that some UFOs may be interested in re-entries!

### **Ufologists**

Most ufologists had not even heard about this case until I wrote about it in 1996, in my first book, *Open Skies Closed Minds*. One ufologist who had been very closely involved was Doug Cooper. I worked closely with him during the course of my official investigation, as part of a new more open policy that I had instigated. Some ufologists like Doug had welcomed this but others, sadly, saw me as a sinister Man in Black and refused to have anything to do with the MOD, believing that we were part of a conspiracy to cover-up the truth about UFOs. Doug shared with me his own report into the wave of sightings. Like us, he had concluded that the Cosmos 2238 re-entry was the probable explanation for the cluster of sightings at 1.10am. But there were some interesting gems in his report, including a reference to one of the UFO sightings having unnerved cattle in a field, which were reported as having been restless somewhere between midnight and 1am. The witnesses then described their absolute astonishment at seeing all the cows standing in a circular formation in the middle of the field, all completely silent.

### **The British UFO Mystery**

On 1 November 2006 Channel Five showed a one hour documentary on this case, entitled "The British UFO Mystery". The investigative documentary was part of Channel Five's second "Stranger Than Fiction" series. The production company, Steel Spyda, had adopted an unusual approach when making this documentary. All

too often, UFO documentaries rely on an endless series of 'talking heads', with witnesses telling their stories, followed by believers and sceptics from the world of ufology expressing their contrasting views. Steel Spyda tried a new approach. They obtained the MOD's case file on the incident (which ran to 105 pages of documentation) and based the programme around that. As I'd led the investigation, they asked me to front the programme, giving viewers an unprecedented insight into the methodology of an official MOD investigation. The programme drew just over one million viewers - a strong showing for Channel Five. Ufologists were pleased to see their subject back on one of the national networks at primetime.

### Sceptics

Sceptics soon jumped on the bandwagon and some lengthy analyses of the case (actually little more than a reproduction of material from the MOD casefile) appeared, following the broadcast of the Channel Five documentary. These were conclusion-led and marred by misunderstandings about the way in which the military record time and the way in which aircraft heights are recorded. Sceptics leapt on the Cosmos 2238 explanation (which MOD had known about at the time) to explain the cluster of 1.10am sightings and promptly tried to shoe-horn all the other sightings into this, suggesting that witnesses who had seen the UFO at any other time must have got the time wrong - sometimes by several hours!

### Black Projects

A theory often put forward to explain some of the most spectacular UFO sightings is that they might be prototype aircraft or UAVs. Of course, at any time we will be test flying various things that you won't

see at the Farnborough airshow for several years, but the bottom line is that we test fly such things in certain areas so at least within government we can differentiate between black projects and UFOs. In view of the controversy about Aurora (an alleged hypersonic replacement for the SR-71 Blackbird) we did, in the case of the March 1993 UFO sightings, raise the issue with the US authorities, through the British Embassy in Washington. Was it possible that something had gone wrong with the normal processes for overflight of another country and could our UFO sightings be attributable to some US prototype? The answer I got back was extraordinary. The Americans had been having their own sightings of these large, triangular-shaped UFOs and wanted to know if the RAF might have such a craft, capable of moving from a virtual hover to speeds of several thousand mph in an instant. We wish we had! The interesting thing about this was that somebody in the US was still clearly taking an interest in UFOs, despite the apparent disengagement from the subject in 1969 with the closing down of Project Blue Book. Sadly, a letter to the US Embassy about Aurora was the only document missing from the casefile released to Steel Spyda following their FOIA request for documents relating to the March 1993 UFO sightings.

### Jodrell Bank Observatory

Intriguingly, even the cluster of 1.10am sightings might not all be explained by the Cosmos 2238 re-entry. The sceptics were torpedoed by Professor Ian Morrison, Director of the Jodrell Bank Observatory (and hardly a believer in UFOs!) who in speaking about these sightings on "The British UFO Mystery" said "Sometimes people see a pattern of lights that stay pretty much in formation for maybe several minutes at a time and to be honest I don't believe that can be the break up of space

junk or anything else. Those things are short-lived and they all leave streaks, and the relative positions may well change as they travel".

### Conclusion

Given the MOD's "no defence significance" conclusion on UFOs, it seems fitting to conclude with quotes from MOD documents which contradict the usual stance. In a briefing that I prepared for my Head of Division on 16 April 1993 I wrote:

"It seems that an unidentified object of unknown origin was operating in the UK Air Defence Region without being detected on radar; this would appear to be of considerable defence significance, and I recommend that we investigate further, within MOD or with the US authorities".

My Head of Division was normally sceptical about the UFO phenomenon, but on this occasion he agreed with my conclusion. His 22 April 1993 brief to the Assistant Chief of the Air Staff (one of the UK's most senior RAF officers) stated:

"In summary, there would seem to be some evidence on this occasion that an unidentified object (or objects) of unknown origin was operating over the UK."

This is about as close the MOD will ever get to saying that there's more to UFOs than misidentifications or hoaxes.

### Postscript

As a result of the media and public interest generated by the Channel Five documentary that I presented on this incident, the Ministry of Defence posted the official case file on the incident on its website.



## Reincarnation reports



Find out about your past life and if you are here to resolve an unfinished issue. See who you were and where you were from Find out what you did and if it is linked to what you are doing today!



There are many people who have benefited from a past life report that have been able to resolve issues in their lives now!



If you would like to find out more about you.

Then simply send \$75 with your Name and address and your birthdate



To:

Dr. Jon Sherwood  
P.O.Box 10318  
Southport BC,  
Qld. 4215  
Australia



Please make money orders or cheques payable to: J Sherwood

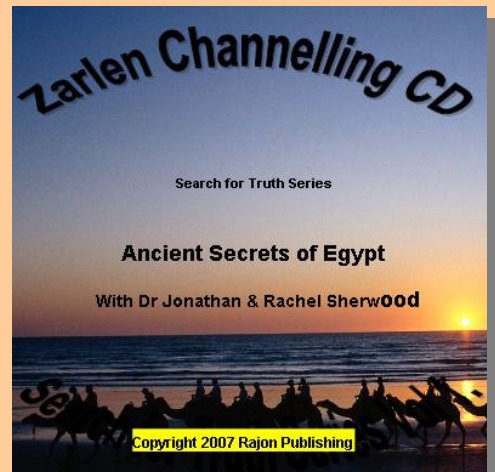
### Rajon Ebook collection

Books by  
Dr Jonathan & Rachel Sherwood

This collection covers ebooks produced by Rajon Publishing on ebooks written by Dr Jonathan & Rachel Sherwood. This is the first volume. Ebooks included are: 'Andrea 1 - Assignment', 'Crop Circles', 'Zarlen Speaks 'A New Beginning', And Rachel Sherwoods ebook on 'Ancient Therapy. A Look inside an amazing healing therapy. This is about the previously known Zarlen Therapy... Also a copy of the Zarlen Channeling Volume 5 is included. This is a great ebook collection for the avid enthusiast of alternative knowledge.. (ebook reading cd)  
Shipping covers postage and handling.  
Price \$39.95aud

**Search for Truth series** is a channelled lecture on a variety of topics. On this volume we cover **Ancient secrets of Egypt** part one. The ancient priests and secret societies have held many secrets in Egypt. In this volume we explore the sound harmonics of the pyramid structure and what else is hidden there. This is an Audio cd only.  
Shipping covers postage and handling.  
Price \$15.95 aud

**TO ORDER USE ORDER FORM ON PAGE 9 OR VISIT OUR ONLINE CATALOGUE [Http://www.rajon.com/shop](http://www.rajon.com/shop)**





The Phoenix is spoken of in many myths and legends across the globe, with its origins thought to stem from ancient Egypt. Though it is possible the mythical sacred firebird is even more ancient.

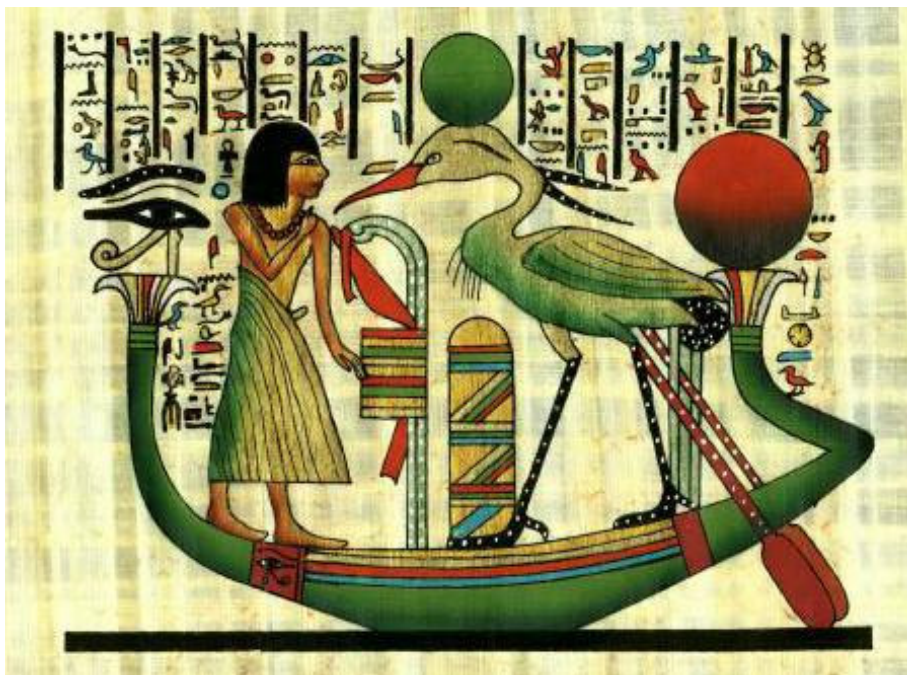
**In** ancient mythology the Phoenix is said to appear only once every 500 years, and in some stories 1,000 years. It is said to be a beautiful bird of red and gold plumage. Myths tell of various stories of how at the end of its life-cycle the phoenix builds itself a nest, in some cases of myrrh, on which it burns itself to death, then after three days a new phoenix rises from the ashes.

In ancient Egyptian mythology the new phoenix embalms the ashes of the old phoenix in an egg made of myrrh and deposits it in Heliopolis, located in Egypt.

The ancient Egyptians identified the phoenix as a Bennu, which in the age of the pyramids was represented as a yellow wag-tail, in later times its representation changed to more of a heron or stork with red legs and two long feathers growing from its head. The Bennu was a symbol of Ra the Egyptian sun god and was associated with the rising sun and creation and renewal. According to legend, the Bennu arises from a burning tree, singing such a melodious song that the gods are transported by its sound.

The Greek poet Hesiod gave mention of how long a Phoenix lives in his early writings:

*The croaking cormorant lives nine generations of ageing men, The stag lives four times the cormorant, The crow outlives three stags, But the Phoenix outlives nine crows, And we, the fair-haired nymphs, Daughter of Aegis-bearing Zeus, Outlive ten phoenixes.*



The Greeks and the Romans pictured the Phoenix to be more like a peacock or eagle. According to the Greeks the phoenix lived in Arabia next to a well. At dawn, it bathed in the water of the well, and the Greek sun-god Apollo stopped his chariot (the sun) in order to listen to its song.

Herodotus who visited Egypt in the 5th century BC., wrote of the sacred bird of Heliopolis which every 500 years carries its dead predecessor from Arabia to the sun gods temple in Egypt.

One inspiration that has been suggested for the Egyptian phoenix is a specific bird species of East Africa. This bird nests on salt flats that are too hot for its eggs or chicks to survive; it builds a mound several inches tall and large enough to support its egg, which it lays

in that marginally cooler location. The convection currents around these mounds resembles the turbulence of a flame.

In Jewish legend the Phoenix is said to be the Milcham, that lived for 1,000 years, at the end of its life it is consumed by fire leaving only an egg that lives for another cycle of 1,000 years.

The myth of the phoenix "rising from the ashes" became a popular metaphor for triumph over adversity, and its symbology was taken on by many cultures, including the early Christian tradition which adopted the phoenix as a symbol of both immortality and resurrection.

In Japanese mythology the Phoenix is known as the Ho-O, it is associated with the sun, and comes to Earth to herald a new era and then returns to the heavens. It is said to be similar to the Chinese Phoenix.



In ancient China the Phoenix is one of the four celestial animals along with the turtle, dragon and tiger. In the compass school of Feng Shui each of the animals is associated with one of the four main directions and one of the four season. The Red Phoenix is said to govern South and Summer, and its characteristics are exuberance, brilliance, good fortune, expansiveness and hope. In Chinese mythology the phoenix is call the Feng Hwang, the "vermillion bird," the "substance of the flame."

The Feng Hwang has the head and comb of a pheasant and the tail of a peacock. It personifies the primordial force of the heavens. It shares the balance of both yin and yang within it; the male yang, solar, the fire bird; and the feminine, yin, lunar.

When portrayed with the dragon as a symbol of the Emperor, the phoenix becomes entirely feminine as the Empress, and together they represent both aspects of imperial power.

The Chinese phoenix is made up of various elements, typifying the entire cosmos; it has the head of a cockerel (the sun), the back of a swallow as the crescent moon, its wings are the wind, its tail represents trees and flowers, and its feet are the earth; it has five colours symbolizing the five virtues;

*"Its colour delights the eye, its comb expresses righteousness, its tongue utters sincerity, its voice chants melody, its ear enjoys music, its heart conforms to regulations, its breast contains the treasures of literature, and its spurs are powerful against transgressors" (from an ancient ritual)*




The phoenix in the Forbidden city. China

The Feminine aspect denotes beauty, delicacy of feeling, and peace. It is also a bridal symbol signifying "inseparable fellowship." This is not only for the married couple but for the complete yin-yang mutual interdependence in the universe in terms of duality.

There have been many stories through the ages of the Phoenix and of other birds that resemble a close association with the myths, there are even thoughts that its origins may even go back to Atlantean and Lemurean times. There have been rumours of a colourful rainbow bird that was considered sacred by the priests of those times, who lit special fires around the sacred bird when at the end of its life, the bird would use its remaining body heat to hatch the egg of its young. The dead body remained in the nest as a new young phoenix rose from it, creating the appearance of transformation from one to the next.

The phoenix may well have had many transformations though the ages not only in life but also in appearance. It has been suggested that its current form may now be that of the Rainbow Lorikeet of the Australian rainforests, though its distant ancestor was thought to be 50 times its size. One thing is for certain, there are still many mysteries surrounding this ancient sacred fire bird.

*Article compiled by Rachel Sherwood*



# Problems in the Arctic!

**Why the polar bear may become extinct except for specimens in zoo's. And why is the ice disappearing?**

Over the last few years we have seen a marked rise in the melting of ice both at the Arctic pole as well as permafrost and also the sea ice that makes up the majority of the ice flows in the north that polar bears rely on for their existence.

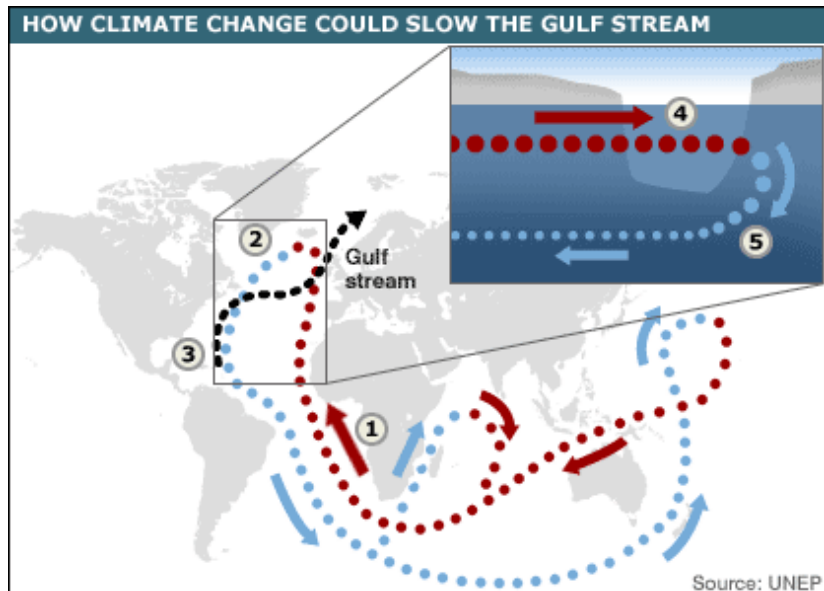
**C**onsidering the rapid way in which the melting is occurring both on Greenland as well as other areas like Northern Canada we find whole chunks of ice breaking off. Now ok! We do not seem to be to worried about it at the present time according to many scientists. I say yes you should be as the rate of melting is showing a rapid increase much as would be found in an exponential curve situation. A combination of elements are at work from sun spot cycles as well as carbon and other pollutant build-ups the results we see are a combination of factors and not just a few. Here is a report back in 2004. Reported 15th August 2004.

The northeast passage across the Siberian polar ice is open. The glaciers on Ellesmere Island and the northern and north-eastern shores of Greenland are collapsing within a matter of days. The channel between Greenland and Ellesmere Island is open. And only about 250 miles of ice remains on the north shore of Greenland connecting it to the polar ice. And that is breaking up. Vast stretches of polar ice are pulverized and floating free in the Arctic ocean. Thousands of square miles of ice are pulverized and on the edge of breaking up into a billion ice bergs.

An immense rent has formed in the ice north of Queen Victoria Island. An even larger tear reaches up from Siberia poking at the north pole itself. The entire north shore of Alaska is Ice free, as is all of the northern Siberian shore - all the way to the New Siberian Islands and beyond.

massive changes may occur at the pole before the freeze. The polar ice may well break free from land on ALL sides!! This is one of the most astounding events in all of human history. And where is it on the news????

Greenland – Ice Melting Fast



The last of the ice blocking the North-western passage at the east end of Queen Elizabeth Island is breaking up. In short, the north pole is falling apart. And some claim global warming isn't real!? Within weeks, the re-freeze should begin. Depending on how long it is before that happens,

By Hamish Macdonell, The Scotsman reports, "Greenland's cover of ice is melting ten times quicker than previously thought, an increase that could lead to floods across the world," scientists have found. Newly published research shows an alarming rise in the rate of collapse of the massive



Greenland ice-sheet as a result of global warming. Scientists now believe the ice-sheet is shrinking at the rate of ten meters a year, not the one meter previously thought. If the entire ice-sheet melts, the resulting flood waters would raise the level of global seas by seven meters, submerging large areas of land, including sea-level cities such as London. Greenland has the biggest ice-sheet in the northern hemisphere: almost 772,000 square miles of ice which is up to 1.9 miles thick, the base of which is below sea level.

If we take the many changes that are presently taking place into perspective we find that the changes are speeding up and the reason is that we are entering a period of increase due to the larger mass of pollutants reaching the upper atmosphere.

As gases rise they have to travel tens of miles up into the upper atmosphere globally and as they spread out they thin. So it takes time for this large mass to reach a level in the upper atmosphere that will create a more sudden change. Whereas the lower levels of the atmosphere will be affected quicker due to the more denser air mass thus causing a quicker rise. These pressure slower build-up. More pressure quicker build-up.

Here is the irony of it all it was commercial ventures that caused the problem in the first place with pollution which I might add the scientists said was not a major problem back then. Then they argued for awhile that global warming was not a problem Now they say ok it is a problem. We still have some out there that refuse to admit that manmade pollutants are creating a mess.

Hmm! Well think about this!

If you take a room full of smokers and pop someone inside that does not smoke. How long will it take to get them to see the problem they face. Now take that same person and place them in a huge warehouse and one smoker. How long will it take to see the problem if at all.

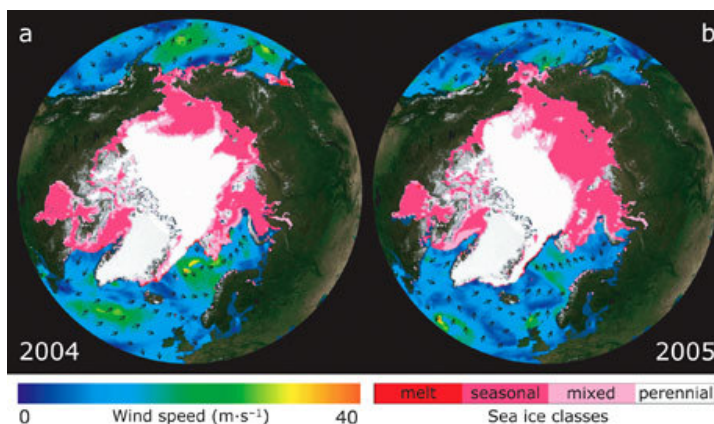
It's the old story of the frog in the pot. Pop it in while the water in the pot is hot and its out of there pronto!

But pop it in a pot and then slowly bring to the boil and you will have a cooked frog, unless its rescued before its too late.

Humans and all other life on earth are in a slowly cooking pot! There comes a time when it will be too late to do anything!

Polar bears live on the ice and pretty much nowhere else so if the ice goes they go!

Now if you do not already know the



ocean currents are in a way controlled by the thermal heating at the equator which then takes that warm water and transfers it around the planet thus moving the heat about in order to keep a balance. However! If the ocean salinity is changed due to the introduction of mass amounts of fresh water then the heat or thermal layer changes and the heat is not transferred as it should this can also shut down parts of the thermal transfer system. Unfortunately not only Europe would be affected by this as the atmospheric weather pattern is also affected by the warm water movement so if that changes so to does the worlds weather thus heat rises in places not normally that hot and others that should be warm go cool. Rain stops in normally rainy areas and falls where it normally should not in the quantities it does.

The irony of this is that as this changes the worlds glaciers will come into danger of melting as has been happening. The worlds atmospheric change comes first, the ocean changes will come second. It is easier to move air than water due to density. Add to all of that a change in the sun-

spot cycle as well as atmospheric pollution and you have a cocktail of trouble.

Now we know there have been major changes in the past but then there was not as much deforestation as humanity has caused nor was there as much carbon and other pollutants being emitted as there is now, again by humans. So to deny that we are to blame is not the question rather that we add to the situation and enough to make the change more dramatic than before.

Logic dictates that if you add any form of pollution to a specific mass of air then it has to have an affect on it. The biosphere has limits!

So to, do animals, and as the ice is melting in the north pole where do the polar bears go?

There are many other animals who will suffer from global warming and the way the climate is changing. Polar bears drown as the ice shelf melts. In a report in 2005 scientists have found evidence of polar bears drowning as they have to swim up to 60 miles across the open ocean to find food. According to the new research, four bear carcasses were

found floating in one month in a single patch of sea off the north coast of Alaska, where average summer temperatures have increased by 2-3C degrees since 1950s. In Hudson Bay, Canada, the site of the most southerly polar bears, a study by the US Geological Survey (USGS) and the Canadian Wildlife Service that was published in 2006 showed the population fell 22% from 1,194 in 1987 to 935 in 2005.

As of 2007 the situation is getting worse as the warmer winter makes the ice thinner so it will melt more and quicker.

Even though recently the EU has agreed in principle to reduce emissions by 20% it is not enough to stop the situation before it gets worse as years go by pollution climbs greater than the reductions occur. In other words reduce by 20% but it increases by 35 % over the same period due to other countries not doing enough.

The whole world needs to get onboard the same boat or we will all be swimming like the polar bear!

More next issue as we watch progress.

# Weather Permitting

By Lucy Pringle.

## Part One

One of the coldest springs this century gave way to a blisteringly hot and steamy July, giving us a late start to the crop circle season due to an initial delay in the growth of the crops and then a rapid ripening and early harvest. Such are the vagaries of the weather systems, be they due to global warming or general climate inconsistencies?

Did it affect the appearance of the circles. Maybe, who knows? Where were the circles? Were they already queuing up in the ether waiting for just the right moment to grace our fields? Many were the worried brows observed and desperate emails received. Appear they did and sighs of relief were heard from far and near. I had not felt any need for concern, either way would have been all right with me for maybe we should be preparing ourselves for the day when there will be no more circles. There has to be a greater force behind these glyphs which sees further than any of us into the Universal Law of the planet. An unknown mind beyond our comprehension. Maybe we need some other form of awakening? Only time will tell but to those who have taken the dangerous route of giving up everything in their lives in devotion to the circles should possibly consider allowing other rich and fascinating topics to enter their lives. I have always felt that a single-minded interest is not only limiting but also dangerous.

So what happened in the fields this summer? One of the first formations to appear was at West Overton, Nr Marlborough in young winter wheat. Experienced researcher William Betts sent me this report "When I arrived at the lay-by just past the Bell Inn, the full moon, which had accompanied me for most of the journey from London had disappeared behind clouds. This left me standing, pole, steps and cameras on the edge of the North Farm field in the pitch black of the night. It must have been about 2.45am when I began my forage through the gap in the hedge and into the dark, following the directions I had been given. I turned to my left and made for the 5th tramline which took me up the gently sloping field. As I approached the copse on my left I came across a series of wide circular tractor marks which swung across the tramlines. These surely couldn't be part of the crop circle? I hesitated, moved up further then turned back. Nothing else came into view. I was lost. I returned to the bottom of the field and started up one of the other tramlines, again arriving level with the copse on my left. Still no crop circle. I never cut across standing crop and it seemed like miles walking up and down these tractor lines, the field appeared to go on forever. On my third attempt I once again got more or less level with the top of the copse and was again on the point of returning to the bottom of the field, despairingly, when something happened that stopped me dead in my tracks....a streak of light, like a honey coloured comet tail, flashed past me at eye level no more than six feet from my head. It was there for a matter of seconds only and crossed in front of me from left to right towards the open field. The time was now about 3.30am and I looked at the copse close to my left then across the vastness of the field to my right. I decided to carry on walking up the hill and came across a narrow fox run crossing the field at right angles to the tramlines. I followed it, and, narrow as it was, by putting one foot carefully in front of the other I avoided crushing the standing stems of wheat on either side. Its twisting route took me across at least three tractor lines and I finally arrived at a point where I could see the dark mass of the formation below me. I spent what was left of the night and the early dawn taking photos and looking closely at the circle. The lay had a very spontaneous and natural looking flow, and although most of the stems were lifting back up to the light I again got the feeling of crashing waves and rushing water that I have had in other impressive crop formations.

To consider whether this is man-made or 'genuine' misses the point, for me at least. The rather awkward design seen from the aerial views belies the experience on the ground. I felt it had a lot of energy. Few if any of the laid stems were crushed, crimped or broken, most were gently curved at the base and many of the nodes were bent horizontally to follow the flow of the lay. I could find no tell-tale white plank could have been used, though the bloom on there was no evidence of foot marks either. If lot of trouble to create it on land belonging, landowner for little or no satisfaction or buzz; a few days more and the crop could have photos pointless. On that point, I returned to no change in the state of the crop, it had more advanced in their phototropic efforts to been 'fixed' in this position by the energy that energy which struck the stems at the nodes when given a kick from behind? The problem with the study of this subject is that little room is allowed for any grey areas, the formations are either seen as 'genuine' or 'man-made'. We know little of the mind behind the genuine circles. The North Farm field creation however leaves me perplexed. The whole experience had an otherworldly feel to it." The aerial picture revealed a strangely harmonious formation despite its design incongruities.



marks, although I suppose a garden roller the stems was intact wherever I looked and it was man-made some team had gone to a by all accounts, to a very unwelcoming the formation had almost gone unnoticed... righted itself to render the taking of aerial this formation 10 days later to find little or hardly been visited and the stems were no reach the light than before, as if they had originally created the formation. Did the cause the bending, rather like knees bend



Two formations close to Silbury Hill followed next on the 20th and 30th of June. The angry farmer harvested them out within 48 hours of them appearing. The second of the two set the tone that was to follow for the year. It was a double three-dimensional scallop shell. The convex central knob in the smaller circle fitted exactly into the concave point in its larger twin. What are we being told? It seems to me that these are portals and we were being invited to enter other dimensions and levels in order to "take on board a consciousness which is expanding to our hearts as well as our heads - the idea of responsibility for our lives, not only on this planet, but also in the wider context of what I call greater reality."

Maybe it is in these altered states of consciousness that we achieve the most?

Each year it seems that there are lessons to be learnt from the crop circle phenomenon.



And this year was no exception. Reality; our own reality depends on how we allow ourselves to respond or react to the events that occur around us and the actions of other people. If our reactions to these happenings determine our own reality, could we say that we are in charge of not only our own realities but also our destinies? So easy to write, but so difficult to realise.

Waves and eddies flowing from this intriguing formation clearly went far beyond the confines of the crop circle world as illustrated by the cutting below showing the work of one of the 2006 Turner prize finalists Michael Titchner!

I had hoped to bury my 100ml bottles of Volvic water inside and outside this formation but the farmer and his 'destroying' machine arrived before I had a chance to ask his permission.



This year formations have spread further east to Kent and Norfolk but a trilogy of formations burst into the fields on the 8 July, two in Oxfordshire and one at Savernake Forest in Wiltshire. These were some of the most memorable of the summer. The 3D event at Uffington, despite making the National papers, made many people feel uncomfortable. Depicted by some as skyscrapers, it brought back memories of 9/11? Indeed it disturbed not only people but also a cat. Doreen Jenkins tells me she was one of the first people to visit this event and whereas she felt very happy until the next day her cat had a totally different reaction. She had taken home some wheat from inside the formation and as soon as she got home her normally sweet docile cat started

a low tone as Doreen touched the wheat. "I normally hang the wheat up but because of my cat's reaction I left it in the lavatory. My cat sat "guarding" it for two days. After one the wheat and got the same reaction from her, glaring at me to say "No, don't touch". By the second day this reaction disappeared. I am wondering if cats can see the aura? She doing to my own energy field".

I am certain that animals can see things that are beyond the sight of most humans. Over the



normally sweet docile cat started growling at her in cause of my cat's day I went to touch touch". By the second day this reaction disappeared. I am wondering if cats can see the aura? She doing to my own energy field".

Interior designer Polly Blackett sent me a report after visiting this formation on the day it arrived. She was with a group from London. "I got the usual sort of connection which I get with all formations of one sort or another. My fingers went numb and I almost lost consciousness I was so cold and only just thawed out when I borrowed someone's extra jacket and ate everybody's food and after the driver put the heating up full blast for about an hour on our way back to London. The last time I remember being so cold was about 20 years ago when I went white water rafting in Colorado and had my foot in ice all day!" Polly mentioned that she had fallen on a pavement earlier that week and had trapped a nerve but that this had healed by the time she entered the formation. None of the others in the group experienced anything unusual.

It would appear this unusual response was as a result of a surge in Polly's brain (hypothalamus). I have previously had similar reports over the years of people suffering irrational physical reactions such as sudden intense hunger, thirst etc whilst inside or just after visiting a crop circle. I am not a person who has a big appetite, so I was taken aback when I developed an intense hunger after visiting a formation near Petersfield in 1998 almost immediately after finishing lunch. Freddy Silva also suffered a dreadful and enormous thirst whilst inside and after being in the Sting Ray formation in 1999.

Not a far distance from the Uffington formation another massive glyph appeared. It lay above the ancient Uffington chalk White Horse. It was given many names, a bird, hedgehog, phoenix etc. I like the idea of the phoenix as it symbolises birth, death and resurrection. The Greeks and Egyptians believed that the phoenix was associated with the Sun god and that it lived in Arabia



near a well. The legend goes that each morning the sun god would stop his chariot as he passed the well in order to listen to the beautiful song as the phoenix bathed in the well.


When the phoenix felt its death approaching (between 500-1500 years), it would build a pyre of aromatic wood and would be consumed in the flames, only to rise again.

Ellis Taylor sent me a lovely story about his visit to this formation. "On Tuesday night I dreamt I was in the crop circle and was shown a particular place in it. In the dream I picked a head of the wheat.

I had to go to west Oxford to do a job on Wednesday morning. When I finished I just felt I'd like to visit the White Horse crop circle and also visit a friend (Charles) who lives near there. I hadn't seen this friend for about a year. He was struck down by a virus a few years back and has been wheelchair bound since. It occurred to me that he would probably enjoy a trip to the hills and if possible to a crop circle. Last year I took him on a jaunt around Wiltshire - crop circles, Avebury, Silbury Hill, the Barge and all that. He was fascinated by the crop circles- especially the ghosts. He is a country lad who has worked on farms for years before becoming a butler (yes, a him work out how the ghosts

Anyway I went to his house. He was lucky he was in (as he was with his wife that day). He ficed that he was not in his about 6 or 7 yards with the aid of for him. Unfortunately other diabetes being one of them.

about because he doesn't want to So, after a cuppa and a yarn we Hills. We couldn't see the crop said," Don't worry about me Ell. wouldn't be satisfied with such a



parked in the disabled car park overlooking the vale). "Just go and do what you need to do mate and come back and tell me all about it", he said. So off I went, up the hill, through the *castle* and to the other side. There were quite a few people in the circle (a tour I think). I cut across the Ridgeway and into the field. It is very beautiful. I all of a sudden realised that I could drive up to the formation with my friend. (We had thought cars were banned but others were there.) So I hot-footed it back to the car, detouring to say hi to the horse and the hawthorn. My friend was well chuffed. When we got to the crop circle I parked as near as possible, hoping my friend just might be able to get to the edge of the pattern as it was so close to the track. Unfortunately, although he tried it was just too much for him. He was delighted that he could see it though, from where we parked. This is the closest he has ever been to a crop circle.

I suddenly had this urge to go into the field and collect a head of wheat for my friend. "I'll be back in a minute mate", I called out and scampered into the crop circle. I felt as if I was being drawn to one particular place. When I got there I suddenly realised it was exactly the same as my dream. I bent down and took a head of wheat, and then another (not sure why). The heads were tingling, fair buzzing with energy. I returned straightaway to my friend and holding a head in each hand behind my back I asked, "Which one?" Without question my friend pointed to my left hand and I passed him the head of wheat. As he took it his mouth opened wide and he said, "It's giving me an electric shock! It's hot!"

"It's a gift mate, a healing," I said. "Put it under your pillow."

"I'll put it in my top pocket," he replied.

"That's just the job mate."

Whilst there I wanted to visit the pattern near Wayland Smithy so we drove to the Smithy and parked. Again, unfortunately my friend couldn't get to see it. Anyway, off I trotted and found it. Very impressive but could feel nothing coming from it at all. I didn't like it for some reason which I can't explain. I didn't even want a sample from this one.

Now, I can't report a miraculous healing for my friend, though of course that would be wonderful; but something about that first crop pattern resonated with him. I feel certain that something special did come to him and I know it made his day."

Ellis Taylor tells me that his friend has seen a noticeable improvement over the summer months.

Another lovely story related how a group of people from Ireland had set out to visit this formation but it seemed that they must have been walking below the White Horse for no matter how hard they tried they could not find it any where. As they were walking away disconsolately, one of the group, a man, heard a glorious song and as he turned around he could see a lark rising and falling in the air singing a song that seemed to come directly from heaven. He was mesmerised by the beauty of this song and was full of wonderment that so small a bird was the producer of such a wondrous melody. "Am I mad? I wonder if this little bird is trying to tell me something?" So he walked up the hill and exactly under where the lark was singing he found himself walking straight into the formation. Stranger still the Goddess Rhiannon is linked to the Uffington White Horse and is depicted as a bird. Had she appeared as a guide? Stories like these send shivers down my spine as surely these events must be opening us up to levels of consciousness that in this technological world of today, we sometimes fail to access or understand? Two other people after visiting the formation found them selves so overbrimming with energy that they raced each other along the path like children. This amazing energy stayed with them for several days.



The third pattern of the trilogy to appear on that memorable day was to be found in Savernake forest in between Marlborough and Hungerford. This amazingly three dimensional series once again made me consider how well or how badly I was personally dealing with outside events and issues. I took a group of people into this formation and it was unanimously considered harmonious. The farmer was most helpful, putting up signs and arrows showing us exactly how to reach the formation without extra damage to his crop. He put out an honesty box and I hope he benefited handsomely.

Another memorable formation appeared at Straight Soley on the Wiltshire Berkshire borders. With my scientific research day coming up the following Sunday, I set out in search for the farmer and eventually located the owner of the large estate. He was a charming man. He told me that he rented out several farms to tenant farmers and the crop circle was on one of these. He mentioned how angry they were with the tour companies who charge people to visit these formations, entering and trampling on his land without even having the courtesy to ask the farmer's permission. The speed with which these tour companies arrive at the circle so soon after the event, appears to be due to them clicking on to certain web sites which give out the exact location and how to get there. In addition the owner was concerned as the approach was on a very narrow lane; children were getting off the coaches and he foresaw a possible accident for which he would most likely get sued. He was not prepared to take this risk and that evening the formation was harvested out. This sort of behaviour is damaging the phenomenon for everyone, particularly the genuine and serious researchers. I fully sympathise with the farmers, their land is their livelihood.

However all was not lost as on the morning of the 23 July a formation appeared at Windmill Hill. Farmer David Hues once again generously allowed us to use one of this barns in which to conduct the control tests. It was a great pleasure to welcome Dr Konstantin Korotkov an eminent physicist from St Petersburg, and his colleague Pavlidus Konstantin. It is Konstantin's belief that there is a `dynamic` difference between `special` places such as sacred and normal sites. This has taken him all over the planet with quite extraordinary results. The tests have been conducted with such scrupulous scientific methodology that the results cannot be disputed. He felt it might be interesting to conduct this research inside and outside a crop circle. Herewith his results.

### 5<sup>th</sup> Element Sensor Crop Circles Measurements July 23, 2006, England

#### 1. PROTOCOL OF MEASUREMENTS

Measurements were conducted in two locations;

- 1 Inside the barn at the local farm starting at 12.00;
- 2 Inside the crop circle starting at 14.30.

The experimental data presented below are labeled as "initial" and "crop circle" and time dynamic curves are marked as red and blue lines accordingly.

GDV Camera Compact instrument produced by KTI Company, Saint-Petersburg, Russia ([www.koorotkov.org](http://www.koorotkov.org) and [www.kti.spb.ru](http://www.kti.spb.ru)) and "5<sup>th</sup> Element" s Device produced by the same Company were used for the experiments.

Measurements had two phases:

1. Measuring 5 different sensors with the 5<sup>th</sup> Element Device in the following regime: 30 experimental points for the first sensor with 3 seconds interval, then transition to the next sensor; 30 experimental points for the second sensor with 3 seconds interval, then transition to the next sensor; and so on for all 5 sensors; all in all it was three rounds. This way we had 90 experimental points for every sensor taken in three sessions with 360 seconds interval. All the process took 450 seconds x 3 rounds = 1350 seconds or approximately 25 minutes. Sensors were as follows:

Antenna sensor;  
Water sensor;  
Three earth sensors.

2. Measuring electrophotonic emission from the 10 fingers for 6 people before and inside the crop circle.

Experimental data have been processed in the "GDV Scientific Laboratory" program produced by KTI Company, the following parameters have been calculated for the dynamical data: Area, Intensity, Form Coefficient, Entropy; and Energy Field, Diagram and Chakras Energy distribution for human measurements.

**Experimental conditions:** temperature 24 °C; sunny; little cloudy, little wind; atmospheric pressure 1014 mBar. Distance between locations was about 2000 m.

Time difference between measurements was approximately 2.5 hours.

**Operators:** Korotkov Konstantin, Pavlidis Konstantin

## 2. EXPERIMENTAL RESULTS (SEE GRAPHS BELOW) (NOT INCLUDED IN THIS ARTICLE DUE TO THE LENGTH)

### 2.1. 5<sup>TH</sup> ELEMENT DATA INITIAL MEASUREMENTS

**Area** dynamics for all the sensors demonstrated a calm character with little decrease in the first set of measurements. Same behavior was found for **Intensity** parameter in initial measurements.

**Form Coefficient** parameter demonstrated little increase in the first set of measurements with a following calm character. **Entropy** parameter was practically stable.

### CROP CIRCLE MEASUREMENTS

Both **Area** and **Intensity** demonstrated strong increase of parameters during all the measurement process.

**Form Coefficient** parameter demonstrated decrease during all the measurement process.

**Entropy** parameter was practically stable.

### STATISTICAL COMPARISON

Statistically significant difference ( $p < 0.0001$ ) was found between “initial” and “crop circle” data for Area and Intensity. Less significant difference was for the Form Coefficient, and no difference for Entropy.

**Using an advanced Kirlian photography technique Konstantin Korotkov also tested several people both inside and outside the formation with the following conclusions.**

### “2.2. HUMAN ENERGY MEASUREMENTS

Statistically significant increase ( $p < 0.0001$ ) of the Energy Field Area and Diagram parameters for all people in the crop circle area was found.

Chakras changes were specific for different people.

## 3. DISCUSSION

Both 5<sup>th</sup> Element data and human measurements demonstrated statistically significant changes in the crop circles area. 5<sup>th</sup> Element parameters demonstrated strong time dynamics in the process of measurements, typical for the areas with strong energies.

It is very unlikely to have significant changes of Human Energy parameters in 2.5 hours for all participants without strong influence.

Measurements were done in a close proximity in the same mild weather conditions.

We may conclude that the area of crop circle have had significant influence both on sensor parameters and human psycho-physiological condition in this particular experiment. “

Part two continues in the next issue!

Lucy Pringles website can be found at <http://www.lucypringle.co.uk/>  
© Copyright material Lucy Pringle 2007.

**KNOW YOUR  
POTENTIAL...  
SEE YOUR  
FUTURE!**

Order Your  
**Astro  
Value-Pack**  
for just \$62

Includes a  
Personalized **Natal Horoscope**  
plus a  
**6-month Future-Forecast  
Transit Report** (40-50 pages)  
(specify which month to begin)

Send: Name, Date of Birth, Time of Birth (as close as possible), Place of Birth (city/country, etc.) for each person, payment, and return address & phone# to: Tim Gunns, 75 Scotland Road, Newbury, MA 01951. (310) 281-7882.

*Shipping is FREE*

## **ASTRO CHARTING**

Discover Your Planets,  
their Signs & Houses



Personal Horoscope - \$40  
Compatibility Charts - \$45  
(include birth data for each individual)  
Body & Soul Report - \$45

Get your own personalized 2007  
12-month Future Forecast - \$75.00.

Send Name, Date and Place of Birth (City/State/ Country), and Time of Birth (or as precise as possible) for each Chart requested. Payment by check made payable to Tim Gunns with return address and phone number to:

**Tim Gunns, Tel. 1-310-281-7882**  
75 Scotland Road, Newbury, MA 01951



# Visions from the Cosmos Made Manifest



By **Tim Gunns**




*April*

A veritable plethora of potent planetary portents presently prevail, perhaps presaging a polarization of people's priorities towards a more *positive* application of their potential, and precipitating, possibly, a palpable shift in their perception of man's purpose on planet Earth.

To begin with, cosmic trickster, Mercury, conjuncts eccentric Uranus on April Fools Day (1st), when sudden changes in plans could lead to a stimulating encounter. Research innovative ideas now that may be of use in a future venture. Review your natal horoscope, too, for timely insights.

As the full moon in 13°Libra culminates on April 2nd, the need for self-expression, and "space" within relationships becomes paramount. Watch out for emotional pyrotechnics for a few days either side of this lunation. The solar-lunar axis links up with the ongoing Saturn-Neptune opposition, forming a wonderfully symmetrical sky pattern called a mystic rectangle in this lunation chart. While Saturn sits alone in



Leo, across the heavens, in zodiacal Aquarius, Neptune is conjunct Mars and the major asteroid, Chiron—associated with healing old wounds, itself in trine to the full moon—which, in turn, is linked via sextile to Saturn. The sun for its part is in trine to Saturn and sextile to Chiron. These flowing connections, through this helpful aspect pattern, enable the release of the tremendous tensions brought about by the opposition between Saturn and the Neptune-Chiron conjunction, so that healing can begin within strained relationships and alliances.

When giant Jupiter stations retrograde on April 6th (till August 6th) in 20° of Sagittarius, its expansive energies are intensified for several days, thus, tensions may rise over a difference in philosophy or values. Be prepared to exercise more patience in your dealings with others now, and over the next four months. In order to make progress during this time, be more tolerant of others' beliefs and points of view. Resist a “holier than thou” attitude.

Mars enters dreamy Pisces on Good Friday (April 6th) for a six-week sojourn. The red planet's presence in the realm of the *unconscious* can elicit strong emotional turbulence and sensitivity which could, temporarily, undermine one's self-confidence; just remember...it's all in the mind! It's important not to repress feelings of anger or frustration that may well up now. Instead, channel them into creative activities. Express yourself musically, or through dance, painting, or photography. Above all, stay focused!

The sun trines Saturn on the 8th and Jupiter on the 10th, the planets that rule big business and commerce. Constructive progress can be made towards career and educational goals, and advice on such matters from an authority figure could prove helpful. A desire to expand one's horizons could manifest, perhaps as a longing for adventure. Plan a trip now. Review outstanding legal affairs or pending lawsuits under these favorable auspices.

After Mercury flashes into the fiery realm of Aries early on the 11th, be sure to note all the good, daring new ideas that come to mind. Communications are direct and to the point now, thus, feathers are easily ruffled.

Venus enters the intellectual realm of Gemini on April 12th, when for the next four weeks, emotions are subject to being cold-processed logically, via the mind, instead of percolating gently down to consciousness, filtered through one's feelings. There's often a greater willingness to travel in pursuit of pleasure and social activities during this transit, while wit, charm and the gentle art of conversation are definitely hip.

April's new moon arrives on the 17th in 28° Aries. Last month's vernal equinox theme of initiation and new beginnings continues. Consider launching new personal projects, once Saturn stations direct in a couple of days.

Saturn, planet of discipline and karma, stations Direct on the 19th. What have you learned about your ability to express your creativity in the workplace during Saturn's 4-1/2 months in *review* mode? How have you responded to the professional opportunities or challenges that have come your way? As the ringed planet gradually gathers forward momentum, tangible progress towards coveted career goals may become perceptible.

The sun enters earthy Taurus on April 20th, placing personal values and material resources in the spotlight for the next month. Are the resources already at your disposal being fully utilized, or appreciated? When-

ever possible, get out into nature and reconnect with Mother Earth—ground yourself, it'll make you feel good!

As April 22nd is Earth Day, make some time to commune with Mother Nature. Plant vegetables, flowers, an herb garden, or a tree. Think *green*. Resolve to look into recycling wherever possible, or investigate alternative energy technologies, and help to prevent the depletion of Earth's natural resources.

When Mercury joins the sun in sensible Taurus on the 27th, practical, down-to-earth thinking will prevail. Thoughts turn towards ways and means of generating income, and issues relating to one's personal values. Let your instincts guide you in financial matters.

Mars is especially active at month's end when it conjuncts Uranus (28th) and the moon's fateful north node (early 29th, PDT), then square's Jupiter (30th). Expect the unexpected, as shocking revelations or events are possible around this period. Seize the initiative in business or career matters, though avoid acting rashly or rushing into new ventures without fully assessing *all* the ramifications. Beware of biting off more than you can chew, or taking too much for granted. Exercise both caution and moderation in all activities now.



## May

May's Scorpio full moon occurs early on the 2nd. Known as Wesak, or the "Buddha Festival", which celebrates the annual reemergence of the Buddha energies on Earth, is widely held to be the most powerful and spiritual full moon of the year. This lunation forms a *fixed* sign grand cross/grand square pattern with the Saturn-Neptune opposition (Leo-Aquarius), energizing in people a strong sense of purpose, which may best be channeled into constructive outlets. It can also produce an unrelenting drive to acquire one's material desires. Although one's intentions may be pure and honorable, the temptation to "sell out" for the sake of money or physical comforts is very strong. The trick to working *with* this combination of energies is to make the best use of the assets one already has, in an unselfish way, to not only further one's own aims, but to help others, too. Passions and desires intensify now so don't allow a minor personal slight, rebuff, or a challenge to your authority, to upset your equilibrium...chill out! Meditate on love.

Mercury's superior conjunction with the sun occurs on the 3rd in 13° Taurus. The cosmic message here is to get in touch with your thoughts and feelings about things that are most important to you, personally. Be alert to fleeting opportunities to get your ideas noticed. Reevaluate a current fiscal arrangement and if necessary, renegotiate terms. Consider your motivations and intentions.

The second in a series of three trines between Jupiter and Saturn (that began on March 16th) culminates on the 6th. With Jupiter now in retrograde, review long-range goals or objectives, seek clarity of purpose or intent. If necessary, restructure business affairs to optimize your assets. Schedule a job interview now. The third and final trine in this sequence becomes precise on January 21st, 2008.





Nurture key relationships during Venus' transit of tropical Cancer from May 8th till June 5th, a period in which the *mothering* urge abounds. Brighten up or beautify your domestic environment, so that *you* feel nurtured within it.

An energy-sapping square between the sun and Saturn becomes precise on the 9th. The natural vitality conferred by the sun is restricted by Saturn, and can create petty frustrations or obstacles to progress. Therefore a need may exist to exercise greater self-discipline in order to accomplish tasks. Indeed, responsibilities may seem particularly tiresome now, so meditate on something cheerful to lift your spirits.

Jupiter is involved in yet another powerful planetary alignment during May, when it squares Uranus on the 11th, for the second of three such alignments this year. Be on your guard against impractical idealism, impulsiveness or a tendency to go overboard. The urge to travel or to escape the *routine* may strike without warning. Act with prudence and avoid unwise speculation. Be sure you can follow through on promises made now. The third and last square between these planets occurs on October 9th.

Keep a firm grip on reality when the sun squares Neptune on May 13th, as escapist tendencies can lead the unwary astray. Fears, anxieties and insecurities are more readily elicited, as confidence levels temporarily dip. Guard against deception, particularly in business matters, and give artificial stimulants a wide berth. Spend some quiet time alone; read something mysterious or mystical.

A Momentous square between Mars and Pluto becomes precise later on the 13th. Dynamic tension in the ethers is greatly heightened as these agents of change square off. A "hair-trigger" or "short fuse" tendency exists under this volatile aspect. Ambition is aroused, and power struggles or intimidation may prevail around this period. With positive use, however, the intense energies of this transit may, in some creative way, enable you to completely transform your world.

Begin new projects when Mars enters Aries on the 15th. The red planet in its fiery *home* sign engenders forceful self-expression, heightened competitiveness, and a driving urge to accomplish something—anything! Be enterprising and keep physically active now.

The New moon in Taurus on May 16th asks us to redefine our comfort zone, that is, how much or how little money or "stuff" do we actually need to feel comfortable? Consider what you value most. What is the prime motivating factor in your life at present? Saturn's square to the lunation suggests that fear might be one possibility, although the prospect of financial gain and domestic security can help to allay such insecurities. Be honest about your needs now. Sometimes, what we think we want isn't necessarily what we need. Remember, the truth can be liberating.

The sun enters dualistic Gemini on May 21st, the realm of the mind, and mental activity increases. The thirst for knowledge and "fresh" input must somehow be assuaged. Begin a study program now, or try becoming more aware of your everyday environment, and how *you* interact with it.

When mysterious Neptune, lord of the oceans, stations retrograde on May 25th, at 22°2'Aquarius, unresolved issues, neglected feelings, and emotional undercurrents—subconscious rumblings—from the past may surface from time to time over the next five months, to be reviewed and reevaluated for greater self-understanding.

As if in tune with Neptune's cycle, Mercury enters watery Cancer on the 29th for a protracted stay, due to its upcoming second retrograde phase of the year next month. Deeply embedded emotional patterns may surface—the kind that can trigger those "knee-jerk" reactions—so be ready to identify them if they occur. Thoughts now turn to domestic issues or property matters, affecting one's sense of security.



## June

June's full moon culminates conjunct Jupiter in expansive Sagittarius early on the 1st, when it would be wise to make sure that your intentions are fully understood, especially by you! Be sensitive to the needs of others now, but above all, be sincere. Think before you speak your mind.

The mentally stimulating Gemini new moon on June 15th is powerfully aligned in opposition to distant Pluto and the Galactic Heart Center, receiving then disseminating messages of transformation from the cosmos. Pluto is also at the apex of a *fire* sign grand trine involving Mars and Saturn, while the lunation forms the anchor of a planetary pattern called a kite, by bisecting the Mars-Saturn trine. A very potent yet potentially positive pattern that, as its name suggests, can enable our thoughts and ideas to take flight, and carry us to new heights of endeavour and achievement in the weeks ahead.

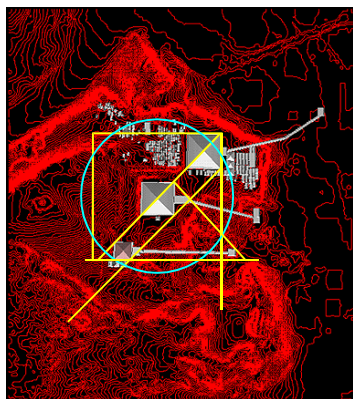
*Tim Gunns is an astrological consultant, conference coordinator, new age market and speaker consultant to the entertainment industry, associate editor of Earthstar Magazine, and formerly program director of the national Whole Life Expos in the USA. To help you to better understand yourself and those you closely interact with, Tim prepares personalized no-nonsense interpretations of Natal Horoscopes (\$40), Future Forecast Transit Reports (\$75 for 1 full year) and two kinds of Relationship Compatibility analyses (\$45 each). Private consultations with Tim by phone may also be scheduled, which must be pre-paid and scheduled in advance. Send Name (as you'd like it to appear on the chart), Date of Birth, time (as close as possible), place of birth (city/country, etc.) for each person, and return address & phone# to: **Tim Gunns, 75 Scotland Road, Newbury, Massachusetts 01951, USA, or phone 978-465-1128 to schedule an appointment. Email: tgearthstar@aol.com; Website: www.earthstarmag.com***

# Ancient mythology or something more?

## We explore the mystery and possible alien connection to the ancient pyramids and Sphinx at Giza in Egypt.

For centuries people from all walks of life have pondered on the origins of the Sphinx and pyramids at Giza in Egypt. Many say that the Pharaohs built them and yet no record of them being built has ever been found in any hieroglyph. And here are the worlds best record keepers who do not portray who built them. The mystery deepens when you investigate the structure more in depth as many ratios of measurement are built within the structure itself. Some so precise that you would have had to be in orbit to get it right.

Harmonics of the Great Pyramids of Giza & their connection with the Sphinx & an earlier civilization! Most researchers take what they have at face value and go with it. The problem with this is that those facts they adapt to present day thinking and they do not adapt it to a situation that was present many thousands of years ago. In the case of the Pyramids of Egypt this is more evident in the claim that the pyramids were built in the early Pharaonic period. And yet! Where is their evidence to prove that that is the case. They ridicule more exacting facts for their own beliefs and ignore what is more factual. With the current facts now available we can see that the pyramid structures themselves are more than what many scholars originally believed. Why



even modern Astronomers are beginning to find that their theories of the expanding universe is changing faster than they originally thought thus they have to change their parameters to match the facts. Why not also the origins of structures such as the Pyramids. Let's go with some amazing facts for

starters.

1- The statue we were asked to investigate was carved from a corner casing stone from the Mycerinus pyramid. If that is the case and it is of Rameses the 2nd then that would have to mean that the casing stones themselves were not in place before 1 ad and not as was originally reported as to having been removed by the local population after the earthquake of the mid 1500's. They were removed yes but from around the base of the structure not off the side of it.

Also we must make note here that even a sheik of an earlier period was unable to make a dent in the inner casement of the Mycerinus Pyramid using thousands of slaves after a period of 6 months or more. That effort can still be seen on the north face of the pyramid above the entrance used today.

So! As we can see the timetable does not match the facts when it comes to the removing of the casing stones of

the Mycerinus pyramid. Now! As for the Cheops pyramid we have observed that firstly sea salt was discovered in the queens chamber by others interested in the origins of the builders. The shaft necessary for this to take place exists but it exists two-thirds of the way up the side. That would mean that the structure would have had to be present during the last flood which according to evidence was around 10,560bc.

We realize of course that there are many tombs with hieroglyphics that depict the pyramid builders but you must also remember that there are simpler more basic pyramids that were built near the larger 3 pyramids of Giza .( Cheops (Khufu), Chephren, Mycerinus.) We are only giving you the facts as they are. How you come to the answers is totally up to you but remember to weigh all the facts before jumping to conclusions. Many researchers are afraid to go it alone, they would rather agree with the majority rather than say. Well that doesn't seem right!

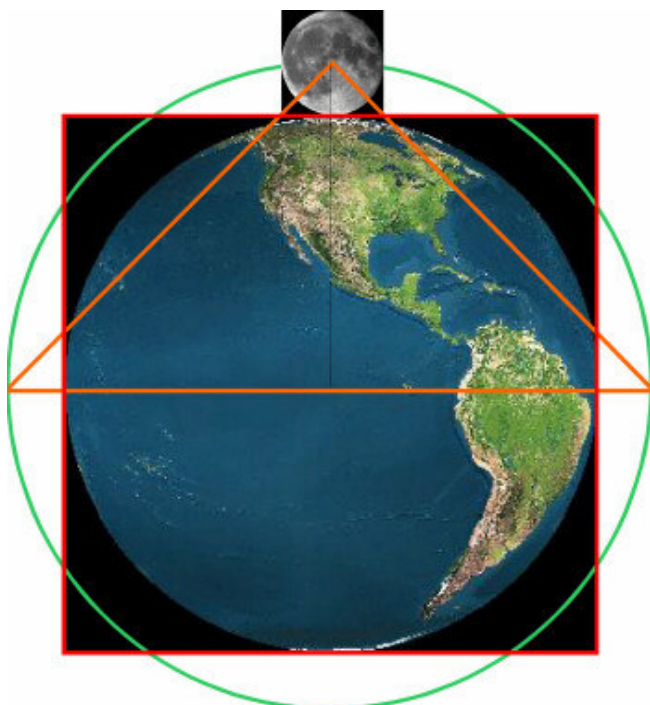
Facts are facts and cannot be ignored. No matter when or how these structures were built there cannot be any argument that the local Egyptians are the direct descendants of those builders.

What we are endeavouring to prove is that their descendants go farther back into history than was originally perceived. We also know that the Sphinx was affected by erosion as Thutmose the 4th repaired the face of the Sphinx so that would mean that it had been



either eroded or damaged before he came on the scene. Salt would do such a job. And remember that we stated earlier that the pyramid must have been exposed to sea salt for it to have had salt deposit inside the Queens chamber. That would mean that the Sphinx would have been completely immersed in salt water as it rests hundreds of feet below the base line of the Cheops Pyramid!

Even though John Anthony West and Robert Schok remarked that the cliffs around the Sphinx showed signs of erosion. If the area was inundated by the ocean then wouldn't it also be feasible to remark that tidal surge could have caused the same damage. After all the same rock strata as that around



the Sphinx can be found in Indonesia and the wearing is exactly the same as that at the Sphinx and it in (Indonesia) is caused by tidal surge (rise & fall of the tides!)

No one knows for sure how long the last flood lasted but estimates can be made from geological surveys, but one thing is for sure. It bears thinking about and further research would be necessary before any firm answers could be reached. But keep in mind that sea salt has been found in earlier times inside the queens chamber!!

2- Let's have a look at the geometric aspects alongside the Cheops Pyramids Harmonic facts and see where we end up!

Before we go into any details a little

background info on magnetism is called for.

Our earth acts as a huge magnet. It's magnetic field covers the whole surface of the planet as well as all of it's inhabitants. Life on earth has evolved and developed entirely within the earth's magnetic field. Water, sunlight, soil nutrients are all elements that make life on earth possible, and they are as obvious as they are essential.

However, all that is essential, is not always apparent. Take oxygen, for instance. Without it we all die, yet it remains invisible to the naked eye. The earth's magnetic field is yet another vital, invisible element. It is an intricate part of our environment. Just

how it influences our lives is a fascinating subject which is still being explored. Many studies show that our vital processes are linked to this field. Our bodies exist in a 'sea' of magnetic fields from the earth, moon, sun and other galactic fields. The body is full of magnetic materials. Although, every atom of the body is a small magnetic 'dynamo' the fields exerted by the body are infinitesimal compared to those fields of the earth as an example which are 100,000 times stronger. Mag-

netic fields can pass through the body as if it were invisible. For instance, a magnet held on one side of your hand can easily move a compass needle on the other side of your hand. Unlike gravity, you don't have to leave earth to be away from it's influence. Researchers have discovered that modern buildings which rely heavily on iron & steel have a leeching effect on the earth's magnetic fields. Additionally, they have found that common electrical devices in our homes and work places can emit electromagnetic fields which also disrupt or diminish the earth's natural magnetic fields. Even the pollution in our environment can intercept magnetic energy. Just as we hesitate to count on all of

the processed foods we eat to supply us with the sum total of all the nutrients we need, we can no longer count on the earth's extraordinary magnetic field to reach us with the quantity and quality of magnetic force our ancestors were accustomed to receiving.

There are many ways to enhance the magnetic field in your own living space both through the Ka-Lei process mentioned elsewhere on this magazine but also by understanding why and how the structures of ancient times were built and why they are aligned so perfectly to accommodate the earth's magnetic field. The structures like the pyramids are the perfect examples that can be used as an example to work with in helping to better understand what they really are and maybe even answer that age old question of "Who built them"?

In order to analyse these ancient structures we firstly had to discover the mathematical process that would decode the geometry and reveal for the first time the mechanics of their design and purpose.

Firstly we know that although bio-magnetism is a young science in our culture, there are historical references going back more than 3,500 years. Archaeological studies and ancient literature reveal the role magnetism played in the health rituals of ancient Egyptians, Chinese and the indigenous Peoples of North America. They seem to have had a deeper understanding of the meaning and purpose behind how the magnetism of this planet played a major role in healing and other amazing feats. Obviously engineering was also an integral part of this ancient understanding. But the question still remains as to how and where did they come upon such advanced bio-magnetism mechanics to build a structure with such precision as the pyramids at Giza. We know that there are many pyramids in Egypt but none that compare with the pyramids at Giza. For instance why is the pyramid at the centre of the land mass and depicts any number of other rather remarkable data. We shall look into this in the next issue.

One thing is for sure we are not alone as this kind of information had to come from an outside source!

# Ka-Lei Healing Therapies

*Telepathic healing from Ancient Egypt*

*By Rachel Sherwood, author of 'Ancient Healing Therapy'*

In 1984 Dr Jonathan Sherwood, who was then residing in New Zealand, discovered the beginnings of what was to be known as the Ka-Lei Healing Therapies. At this stage Dr Sherwood had no idea of the potential of what was about to unfold.

**T**wo young children came to him with a very ill looking goat. The goat had hardly a strand of hair on its thin lame body and it was so weak it had to be carried. At this stage Jonathan was the children's last hope. They had just seen x-rays showing that the goat's liver was over 50% damaged and were told that there was nothing conventional medicine could do to help.

**“Dr Sherwood was nothing short of amazed at the response this technique was capable of.”**

Dr Sherwood approached the goat with a completely open mind and allowed his natural instincts to guide him. After activating an ancient hand exercise, he applied his hands to the goat's head. When he opened his eyes after completing the application, to his own surprise, the goat stood up for the first time during the visit, the goat then drank the water that had been provided for him and on his way out ate half the flowers in the garden! The story did not end there. Three days later the children came back with the goat (who was now walking on its own and was rapidly re-growing a full coat of hair) with new x-rays showing that the goat's liver was now 100% regenerated.

Dr Sherwood was nothing short of amazed at the response this technique was capable of. He then applied the technique to numerous other ani-

mal cases with just as impressive results. It was then time to expand the research into the human zone.

One of the early case histories that shed a great deal of light on the technique and where it fits into the scheme of things, involved a brain damaged child in Australia - this had to be a worst case scenario. The child was totally non-responsive, she could be gently tossed into the air and caught without being even slightly stirred by the experience, she was much like a rag doll. Her eyes were crossed and she only opened them in very dim conditions, and her ears were seeping. Her mother had been through a difficult pregnancy and delivery, and the child had suffered from numerous ailments such as herpes encephalitis. The child started fitting at two weeks of age, and after numerous brain scans were performed, was diagnosed with massive brain damage, high prob-



ability of being deaf, blind, cerebral palsied, epileptic and profoundly mentally retarded. Through the following months her problems continued. Numerous natural therapies were applied which helped in different ways to stimulate her awareness and immune system to get her beyond the herpes and help her to maintain feedings. At six to seven months of age Reiki was applied which helped to calm her and increase her awareness of those around her and her surroundings, and her general health improved. If she missed a Reiki treatment the difference over the next week was obvious, she looked like a clockwork toy gradually winding down. This point alone Dr Sherwood found quite fascinating, as it showed that the child was unable to maintain the energy herself, it was much like being on a drip feed; Dr Sherwood then applied what is now known as the main Ka-Lei Therapy application to the child. Her eyes immediately came into focus, her ears stopped weeping and her recognition of those around her became very apparent. Dr Sherwood then asked her mother to continue the Reiki treatments as before and then miss a treatment. A fascinating thing occurred,

the child did not wind down this time as she had before the Ka-Lei Therapy had been applied. This proved to Dr Sherwood where the Ka-Lei Therapy fitted into the scheme of things. It proved that from the point of receiving the Ka-Lei Therapy the child was capable of maintaining her own energy levels and was not dependant on outsiders to keep 'topping her up'. Within the next few weeks she continued to improve rapidly and managed to start sitting unsupported, get herself to a standing position and crawl small distances. Dr Sherwood applied a series of treatments over the years to come where she continued to improve. She is now a healthy, normally functioning child. On the last visit I witnessed her run across the room and kiss Dr Sherwood on the cheek to say thank you.

**“This process actually activates an energy system within the body.”**

The Ka-Lei Healing Therapies have since successfully treated colour blindness, dyslexia, pigeon feet, body imbalances, varicose veins, migraines, allergies, spinal problems, learning disabilities, arthritis, strokes, depression, vertigo and speed up the healing process of broken bones. Its achievements are constantly growing.

So how does this therapy work, and why is it so successful? Well, the basis of the technique is what is now known as the 'hand exercise'. This process has been tracked back to ancient Egyptian times, if not earlier. It is a combination of the praying hands and the healing hands - with one vital piece missing. You may have seen Tibetan priests, for example, walking around with their hands in the praying position in front of their chest and when they go to heal someone they move directly from this position into the laying on of hands and then return to this position again. This can also be seen in other ancient cultures. The piece that is missing, that has been lost through time, is the pressing of the palms together. This process actually activates an energy system within the

*(Continued on page 40)*



body giving one direct access to the higher energy of the brain. You can try this exercise yourself:

## Exercise:

1. Make sure that your legs are not crossed and both of your feet are on the ground - you can be standing or sitting.

2. Gently press your palms together and very slowly bring them apart until there is approximately 3 - 4 inches between your hands.

3. Focus your eyes and your mind on the space between your hands, being aware of what takes place between them. Sitting in this position for approximately 5 minutes is an excellent meditation exercise.

4. When you have had enough slowly bring your hands back together and simply brush your hands together and the energy will return to normal.

This exercise is not to be underestimated. It was given to a group of school children to practice for just 5 minutes on a daily basis and the results were nothing short of amazing. At the end of the semester their exam results improved by over 60%. The reason the exercise is so powerful is that once the energy is activated you have direct access to the higher functions of the brain, increasing the amount of energy the brain produces dramatically, which in turn improves concentration, energy levels, memory, self healing, focusing ability and much more. The strength of the energy felt between the

hands is equal to the strength of ones concentration. Therefore if the brain is in tune, it is emitting energy equally from both hemispheres and your concentration is good, so too will the strength of energy felt between the hands. On the other hand, if the brain is out of balance due to stress or trauma of some type during your life and your concentration is poor, it is unlikely that you will feel much between your hands in your present condition.

When the hand exercise is activated and the energy is telepathically focused into the top of a patients head as part of the main Ka-Lei Therapy application, it is capable of accessing that persons original blueprint and re-coding the brain to regain access to that information and eliminate the stress or trauma that caused it to loose that access in the first place. This is what the main Ka-Lei Therapy does, it actually puts the brain back in tune with itself, which in turn gives the brain access to the body giving it the ability to heal any ailments caused by its misalignment. Since the brain controls the body it is only logical that if it does not have full access it cannot do the job properly and certain areas of the body will start to deteriorate due to the reduced energy they are fed. Once the brain is back in tune by this technique it does not go out of tune again as the area of the brain that was susceptible to stress is shielded during the application.

**"I feel like I am in a bubble, where all the stress simply bounces off me!"**

One fascinating case regarding this particular aspect of the Ka-Lei Therapy was a man who worked on Wall Street who was constantly being affected by stress. He always went home exhausted at the end of the day. After he experienced the main Ka-Lei Therapy application and returned to work he reported that the stress no longer affected him, he said "I feel like I am in a bubble,

where all the stress simply bounces off me!" There are many other examples of people reporting their increased ability to easily handle stress related environments and situations after receiving the main Ka-Lei Therapy.

After experiencing the Ka-Lei Therapy application myself and going through the training courses, I can say I have seen a lot of people benefit from the therapies. Other practitioners that have been trained worldwide have also had some remarkable and moving experiences from working with the techniques. I have seen peoples lives do a 100% turn around for the better after receiving the main therapy, especially once we guide them through the importance of mental attitude and they experience the magnification of their efforts when the brain is fully in tune.

If you have found through your own applications of positive mental attitude that the results have been limited or even non-existent, this would be because the brain is not in tune. Once in tune, the brain is like a fine instrument, giving you the ability to gain control of yourself and your life.

*Rachel's book, 'Ancient Healing Therapy' is available through the rajon website, see advertisement on page 10 of this publication.*

*The Phoenix centre is run by Dr Jonathan and Rachel Sherwood who after working in Australia, New Zealand and the USA are now residing in Australia and are both available for Ka-Lei Healing Therapies. For more information or an appointment contact them on [contact@thephoenixcentre.com](mailto:contact@thephoenixcentre.com)*

*The Phoenix Centre also hosts one of the largest alternative websites worldwide at <http://www.rajon.com> or <http://www.thephoenixcentre.com>*

*The Ka-Lei Healing Therapies can be learnt through correspondence courses, more info is available on the above website.*

# THE KA-LEI THERAPY

## Healing Correspondence Course

The Ka-Lei Healing Therapy is a telepathic healing technique which has through research proven to have profound results with healing a variety of ailments. It originates from Ancient Egypt and was rediscovered by Dr. Jonathan Sherwood. Since it's early applications in 1984 in New Zealand it has been very successful in healing ailments such as dyslexia, learning disabilities, colour blindness, arthritis, body imbalances, brain damage, varicose veins, migraines, allergies, spinal problems, eyesight problems, depression, vertigo, broken bones and much more. The Ka-Lei Therapy has also had profound results in healing animals.

The Ka-Lei Therapy is taught in two stages, the basics first, followed by the Advanced. In this Ka-Lei Basic Healing Certificate Course Dr. Sherwood will guide you through a whole range of subjects which are listed below, you will be able to apply a range of healing applications capable of eliminating headaches, improving eyesight and hearing, increasing your clients energy levels, applying point repair, and much more. To read about what others have to say who have completed the course visit the Healing Clinic on our website at .... <http://www.rajon.com/clinic>

**This course is supplied via Mail and is a complete Audio CD collection & also includes over 40 video clips with Dr Jonathan & Rachel Sherwood taking you through relevant exercises relative to the Ka-Lei healing techniques. There are also relevant worksheets included as well as a 'How to get started' instruction sheet! There is also an exam to obtain your certificate. This is a completely new revamped course.**

### **The Ka-Lei Basic Healing Therapy Correspondence Course - Subjects Covered:**

Background & Introduction - Principles of Healing - Patient Analysis - Healing Room Layout  
Self Healing - Healing Energies - Accessing the Energy - Tuning in Technique  
Working with Energy Points - Energizing Technique - Absent Healing  
Managing Stress & Physical Ailments - Levels of consciousness - Body Energy Centres  
Therapist/Patient interaction - Development Exercises - Plus memory improvement exercises and lots more!

*Now included the all new Ka-Lei Labour pain free delivery technique!*

To order simply use the order form on Page 9, and mail it to us with your payment of \$995AUD to:  
**Rajon Enterprises, P.O. Box 10318, Southport B.C. Qld. 4215. Australia. Or order through our website at <http://www.rajon.com/shop> or email [contact@thephoenixcentre.com](mailto:contact@thephoenixcentre.com)**

**Payments accepted by cheque/bank cheque or credit card/paypal through the website**

A pack will then be mailed to you. Then you will be required to pass an exam at the conclusion of the course to obtain your certification. This will allow you to start your own business as a Ka-lei Basic Healing Therapist Valid Worldwide!

# Events . . . What's On . . .

## WORKSHOPS . LECTURES . EXPOS

### United Kingdom

Mind Body Spirit festival London 31st Anniversary from 23 to 28 May 2007 Royal horticultural halls  
London SW1P 2QD.

11<sup>th</sup> Annual Festival Mind Body Spirit Manchester 19<sup>th</sup> – 21<sup>st</sup> October 2007.

### Australia

Mind Body Spirit Festival - Sydney 3<sup>rd</sup> – 6<sup>th</sup> May 2007. Sydney Convention and Exhibition Centre  
Mind Body Spirit Festival - Melbourne 8<sup>th</sup> – 11<sup>th</sup> June 2007. Melbourne Exhibition and Convention Centre

Mind Body Spirit Festival - Brisbane 29<sup>th</sup> June – 1<sup>st</sup> July 2007. RNA Showgrounds.

Mind Body Spirit Festival - Sydney 8<sup>th</sup> – 11<sup>th</sup> November 2007. Sydney Convention and Exhibition Centre  
Mind Body Spirit Festival - Melbourne 23<sup>rd</sup> – 25<sup>th</sup> November 2007. Melbourne Exhibition and Convention Centre

Body Mind & Psychic Expo – Adelaide 2-3 June 2007. Jubilee Pavilion at the Royal Adelaide Show-ground

### Canada

Body Soul & Spirit Expo – Calgary 20 – 22 April 2007. Canada's largest and longest-running holistic event, the Body, Soul and Spirit Expo at Calgary's Big Four Building in Stampede Park.

### Norway

Alternative Fair – Trondheim 28 – 30 April 2007. Venue Trondheim Spektrum

### USA

Mind Body Spirit Expo 27 – 29 October 2007. Philadelphia at Philadelphia's Valley Forge Convention Centre.

### New Zealand

Holistic Health Fayre – Hamilton 23 – 25 November 2007. Hamilton gardens pavilion.

If you have an event that you would like to have listed here then please send either an email to us here at [contact@thephoenixcentre.com](mailto:contact@thephoenixcentre.com) or mail it to Phoenix Rising magazine P O Box 10318. Southport B.C. Queensland. 4215. Australia.



# Sacred Symbols

## Exploring ancient symbology

### The Lotus flower

By Sera

The lotus flower rises from the muddy depths of the water, lifting itself above the surface, and opening its petals in all their purity to bask in the light of the sun's rays. For without the sun there would be no life.

The lotus flower's origins as a sacred symbol emerged in ancient Egyptian times. The blue lotus was associated with the sun, as it opens with its first rays. The white lotus was associated with the moon, as it opens only at night. Together they symbolised the opposing forces of light and dark.

The lotus flower was a symbol of new life, and rebirth after death, and its importance stems from the ancient Egyptian creation myths. The myths told how in the first days of the world life emerged from the primeval waters of chaos, called "Nun". Earth rose from the waters to form the original island of creation. In one creation myth the sun god Atum emerged as a child inside a lotus flower that grew from the primeval waters, representing the creation of order out of chaos. In another creation myth the sun god Ra was born from a lotus flower that floated on the waters of eternity, emerging at the first sunrise.

In ancient Egyptian times the lotus was held in high regard spiritually, with its strong symbolic meaning it was used widely in temple and tomb art, images on sarcophagi reveal the lotus being offered to the gods. It was also incorporated into temple architecture at the tops of pillars that rose to

great heights.

In the tomb of Tutankhamun an object was found showing the king's head emerging from a lotus. The book of the dead revealed a magic formula for the transformation of the deceased into a lotus flower: "I am this pure lotus flower that has ascended by the sunlight and is at the nose of the sun god Ra."



The lotus flower also became a symbol of fertility and sexuality because of its association with new life, women were often pictured in tomb art holding lotus flowers, as well as inhaling their fragrance while at banquets.

In ancient times symbols were used widely in communication forms, not only within written language but also pictographically to portray a meaning on their own or as a collective with other symbols, as well as decoratively. The images themselves were believed very powerful.

It was not just the ancient Egyptians that regarded the lotus flower as sacred, in ancient India for the Hindus the lotus had been a divine symbol, and just like the ancient Egyptians, their creation myths were also associated with the lotus flower. Deities

were often pictured with lotus flowers as their seats. The lotus flower also became a symbol for energy/chakra centres in the body in yoga, as well as a meditation symbol. Also in Buddhism, Buddha is often portrayed sitting on a giant lotus flower, and the lotus flower became a very strong Buddhist symbol.

Throughout history the lotus flower has inspired many cultures and individuals, that such divine beauty and purity can rise from the waters muddy depths untainted. It has been a great inspiration for spiritual philosophy and a symbol and guide for self-expression and enlightenment, where by its unfolding petals suggest the expansion of the soul.

✿ ✿ ✿ ✿ ✿ ✿ ✿ ✿ ✿  
✿ Lotus was used in ancient ✿  
✿ times with goats milk baths ✿  
✿ to keep the skin rejuvenated ✿  
✿ and youthful thus the Ancient ✿  
✿ Egyptians always had a very ✿  
✿ soft skin. The Lotus was ✿  
✿ revered as a sacred flower ✿  
✿ used mainly by the gods so ✿  
✿ only those of high position ✿  
✿ such as Pharaohs and ✿  
✿ queens were allowed to use it ✿  
✿ in early times. There are ✿  
✿ many types of Lotus flowers ✿  
✿ but the most revered was the ✿  
✿ yellow/gold which is very ✿  
✿ rare these days. If used as ✿  
✿ an essential oil any lotus oil ✿  
✿ except for the yellow/gold ✿  
✿ would be good for aromatic ✿  
✿ oil to cleans the soul and ✿  
✿ heal the body. ✿  
✿ ✿ ✿ ✿ ✿ ✿ ✿ ✿ ✿

# Who said life was simple?



A look into the human concept and how we react to terrorism, are we aware of how our freedom has been taken away!

As life changes around us all, we find ourselves forever approached by challenges and changes that in many cases are beyond our own control and yet, we do have the ability to make sure that those changes do not change the way we live, breath and believe in what we hold dear. We often make life difficult for ourselves by the way we think not only about ourselves, but also about the varying situations that occur about us and we do think of others in many different ways. One thing is certain and that is since 911 many have changed in the way we look at our own lives and the lives of others. Terror makes us think closer to home and it can also make us more reserved in our own actions as we consider the safety factors that have suddenly become more important in our lives. This not only can create restrictions in the way we act but also the way we respond.

**T**o hesitate and not react when we should is not always wise. Before we would react due to our more relaxed attitude. Now we are all under stress from terrorism which is what terrorism is really all about. It has a manipulating element that forces individuals to think opposite what they normally, naturally would, by creating limitations in the thoughts that are formed by us on a daily basis. Every act of terrorism is an act of manipulation of free will.

So how do you compensate for the current wave of terrorism that now affects a large part of the worlds population apart from those of course that take it all with a pinch of salt. And also remember that most of what is taking place originates from a large singular belief either of religious nature or just racist belief.

So who said that life was supposed to be this difficult?

No one except us. We control what we do and how we react by the way we construct our own thoughts. If we think a thing the chances of it happening is greater if we also believe it!

Thoughts can kill but they can also heal. If we look at thoughts a little more in depth we find that each thought has energy and courses through the body and affects us in different ways according to the strength of that belief. Our own ideas of what is going on is also a part of the whole situation regarding the way we respond. Anger is a part of reacting to terror and to turn it around is not easy unless you think it is. Every single part of your life is controlled by thoughts. Much like a computer if you input the wrong command into a computer you get the wrong response or none at all. The same situation occurs with the

thought process of the brain. We create our own environment and if we understood how we build that environment then we can gain more control of it.

Thought is confusing when you do not know what it is and how it works.

A good example of the thought process is to understand the mechanism itself, which when used can have profound results and this can be in any ordered direction. You see when you initiate a thought it has structure and direction, as an example when you think you will not be able to do something, you make the decision on both personal experience from your historic memory, plus what and how you are perceiving things at that point in time. If however you look at the words that you are using, then the structure and composition of that thought is made up of a sequence of word instructions that will direct the thought in the desired direction you have dictated.

This therefore can prove that you are what you think!

And yet when you want something to occur both in your desire and also other areas you can use the wrong instructional words which will cause it to not happen.

If you say for instance 'I am going to make this work!' What you are really saying according to your choice of words is 'I may make this happen so it is not conclusive' all because of the use of one word out of place. "Can you spot the wrong word?"

The word 'Going' is a possibility it is not an absolute command structured word like 'I will' So the use of " 'I will make it happen!' Is a lot strong and more conclusive than "I am going to make this happen' That says I may make it happen but I have not quite made my mind up yet!

Get the picture!

So if you think sick and you are conditioned to think sick from adverts and other areas and you end up being that way your response is 'See I knew it' But that is only because the thought that you had cre-

ated word commands in the structure that ordered the result. Remember you are what you think!

You even order things from memory such as expecting to be a specific way because it runs in the family.

"Pardon!"

What you have just stated is that that is what you want! The instruction command is identifying a sequence of commands by recognition from an outside source!

To change

any command and make it a result that you want you need to use words in the command structure that say do this not that! type scenario!

Like No I do not suffer from this or that, just because they have it does not mean I will get it. "I wont because I do not want or need it!"

These are take command responses and do have the same effect as the manipulating effects.

If I am a famous magician and create an illusion that has a desired effect health wise by handing out a specific crystal to someone and because they believe in it they heal themselves using it. Firstly the belief has a command structure which is a formulation of words that make the belief work and give the desired feeling which has the desired effect. Then when the result is obtained and you say "I knew it" you smile and hand the object back to the magician who you knew by words inside your head could help you because of his or her reputation and the prior results that they have achieved.

And yet what have they really done? Also consider what sort of response the next individual will obtain from the object they are given because they have seen what it did for someone else.

Other peoples experiences can also effect the initial outcome but it all comes back to the formulation of word structure commands that you use and the direction and effect that command has and its result.



So! What does this all teach us? Simply that we are what we think and we do have the power to change it by understanding how important the word command structure is and how it interacts with us in our daily lives!

The power of the spoken word can cause wars, death, illness and many other ailments. The worst is manipulation through suggestion and yet most people do it every day and are not even aware that they are doing it. Here is a sequence of questions that might raise a few eyebrows!

If you think you will get a cold this winter like last winter will you get one?

If you have a headache you head for the pain killers because you think they will eliminate the pain.

If your mother had allergic reactions to cats you worry about if your children will have the same conditions as you have them do you voice your concerns?

How many times have you said I'll try this and see what happens?

Or have you said things like I'm going to do this?

The point is these are just a small amount that actually takes place in the word phrases that you use on a daily basis.

What does all this mean.

Well very simply put if you think you will fail you will do and if you think you will win you will do. The difference between the two actions are only the words that you use. The energy that your brain uses does not change. Your word instructions to your own brain are what change.

Here is a simple example:

When you say that you cannot do something you feel strongly that way so you do not do it. The same can be said for when you say that you can do it. The sensation that you have and the feeling or knowing is the same. Only the words that you choose are different!

In many instances even ailments are drawn from previous memory associated events.

Like getting a cold every winter. If this occurs then you are obviously conditioned to have a cold every winter by thinking that way.

What about saying no I will not have a cold this winter!

Worthwhile considering that every time you use words they impact on what happens to you!

Even down to success in your life. If you only say try and not do you will not do as well as you should because you stated try!

Try this little exercise: (Or will you do it!)

Close your eyes after reading this and watch what happens!

Close eyes and see a person picking up a large ball on a stage.

Now see a person trying to pick up a large ball on a stage.

As you will notice one requires effort and one does not.

The attempt is to become aware of what positive mental thought expression is all about and be aware that you are what you think!

If we consider how well dolphins and other mammals in the ocean communicate then we still have a lot to learn..



*Article by Dr. Jon Sherwood*



# The Initiates Path

## A Journey down the Nile

This is a guided tour of an Ancient Path used by the Ancient Priests of Egypt to Initiate their selected young into the higher teachings of their secret order.

**T**his Pathway must be carefully timed with the harmonic cycles of the year in order to obtain the desired results. Therefore it is imperative that the harmonic cycles should be fully understood before entering into a pathway journey otherwise if your timing is not correct then the desired response will not be obtained.

### Temples of Upper & Lower Egypt, The Mystical Path

After careful study we discovered that the pathway ran South to North, thus the beginning was in Aswan. This is an interesting point as the Nile is the only major river of its kind in the world that runs south to north, so by travelling south to north we are going with the flow of the river.

### Aswan

First in the sequence is Philae which is dedicated to Isis. Remembering Isis was not only the Prime Minister for Thoth-Hermes but also the wife of Osiris. This is a very feminine place and has an enticing peace and tranquillity to it. As can be seen from the following sequence of photographs.

### Lower Lake Nasser

The fascinating story of relocating this site is one of Human determination and realisation. Philae is now sitting 400 metres west of its original location although you would not



Each step of your journey will be one of excitement and challenge as you face personal fears and the opening of your mind to the greatest secrets of the ancients. Each temple has its own path and can only be identified by someone who has studied the priests mysteries of old.


Here then for your enjoyment is a brief insight into this remarkable journey that people can now enjoy.



know it when you stroll through the arches and columns, across courtyards and into the temple itself. However! Even with this great feat of engineering one thing still remained. The spiritual energy of the old sites original position still remained where the structure had been moved from. In December 1992 while on a previous visit to the site, I could not understand why the new location lacked the warmth and love which should have been present with a temple of this type and structure. It was not therefore until we stopped at the old site on our way back to shore that I felt that some energy was still in the ground where it was originally established many thousand of years ago.



**View of Philae from the boat crossing**



**Philae's inner Pylon.**


tres away. We all took seeds from the bushes and cast them into the lake towards the site. As soon as we did the wind dropped and all was still. No sounds! Not even a bird or animal was either seen nor heard.

**Philae Temple**

When I returned to Philae Temple in April of 1994. I stood in the main courtyard and felt the energy had returned, no sooner did I think of this when the wind suddenly increased and wafted past and around me for the next 5 minutes. There were other people present on the other side of the courtyard and no wind was present at their location. This was at night around 8 pm. All was well.

(In order to reach this temple you must brave the boats. No problem really!)

While walking with other friends I kept hearing the words "Help Me!" "Help Me!" I looked around to try to find the source. There was a gusty breeze at about 15 to 20 knots blowing intermittently across the lake. After about five minutes I suddenly realised what was happening. There were small pods of seeds on bushes all over the island and when I approached them the words became clearer. And I might add it was a woman's soft melodious voice. Upon discovery I found myself calling some of the others over and drew their attention to the fact that we had to release the energy from the old site so that the spirit of the temple could return to the new site 400 me-



**Philae surrounding area.**



**Philae. Another perspective.**

General Information:

The temples date from the 4th century BC (xxxth dynasty) to the 2nd century BC. The greater part of the buildings were removed to the neighbouring island of Agilkia, since the construction of (The Lower dam) (built by the British in the early 20th Century from 1902 & completely from the 1960's) threatened to submerge them completely & with the help of UNESCO they were relocated. The building of outstanding interest is the Temple of Isis with its forecourt, first pylon (Huge carved figure of Ptolemaios II. Philadelphos), Central court with birth house, and much more.


Philae is the starting point for the Initiation Pathway. Your first key is to find the birth-house and the shrinking doors leading into the inner sanctum of the main temple in that order. To

enter the main temple you must find the Left handed Ank (sign of life) and follow the inner pathway from there. Remember that all of the initiation temples run North-South.

It is interesting to note here that with the introduction of Christianities influence all the Christian alters were placed on the Eastern side running East-West. North-South in ancient mythology symbolised the universal flow (Positive). While the East-West symbolised the Earth or physical flow (Negative or neutral).

(That is why the Sphinx is facing East and the entrance of the physical flow (sun rising) to guard against physical invasion of the records and its secrets.)

There are many different types of temples throughout Egypt built at different times by different people for different reasons. The Romans added to a number of them



**Philae's Inner Sanctum.**

**Isis**


Isis was the partner to Osiris, she was also one of the governors for Thoth. Tat was Thoth's son who was educated and given secret knowledge by Isis and Osiris as well as Thoth, and as Isis represents the feminine energy and all life starts in the womb it is therefore logical to start the Initiates Path at the feminine temple of Isis. Isis and Osiris were taught the secrets from Thoth and then those secrets were passed on to Tat who created the brotherhood which became the brotherhood of Tat, Thoth knew many secrets and some of those secrets were built into the sacred temples and can still be seen today.

and one must try to filter through there additions if one wants to see the originals.

Once you have explored Philae your journey along the Nile will be pleasant and give you plenty of time for reflection. Remember as long as you take care in what you eat and drink you will be fine.

Next stop..... KOMOMBO This is not part of the Initiates Path but is of interest. How about mummified crocodiles!!!! More next issue .....

*Both the Initiates Path and the Harmonic Calendar were discovered by Dr. Jonathan Sherwood. Article by Jonathan Sherwood.*



**Cruising the Nile.**




# PHOENIX RISING CLASSIFIED

To advertise please email [contact@thephoenixcentre.com](mailto:contact@thephoenixcentre.com)  
Or go to our website: <http://phoenixrisingmagazine.thephoenixcentre.com>

**New Zarlen channelling**

**book now available!**



**Now available as an ebook online!**  
**This book covers many topics of human development including how thought works and how to gain control of it plus memory techniques and how to model your future.**

**Paperback due for release 2007!**

## ADVERTISE HERE!

**for only  
\$75 an issue  
or  
only \$275 a year  
(4 issues)**

**Email: [contact@thephoenixcentre.com](mailto:contact@thephoenixcentre.com)**

**Subscribe to**

**Phoenix Rising**

Yearly subscription (4 issues)

USD\$25 Worldwide

AUD \$30 Australia/New Zealand

To subscribe simply send your name, mailing address, & phone # or email to the details below with your payment: (cheques payable to: J & R Sherwood)

**Rajon Enterprises, P.O. Box 10318, Southport B.C., Qld, 4215. Australia.**

**Or subscribe through our website at**

**<http://www.rajon.com/shop/html/subscriptions.html>**

## CLAIRVOYANCY / TAROT

### Sacred Numbers

If you would like your own sacred number report .

**Just send us your name, birth date and mailing address along with payment of \$50 aud to:**

**Dr J Sherwood  
P O Box 10318  
Southport. B.C.  
Queensland. 4215.  
Australia.**

## HEALTH & HEALING

### **Ka-lei Healing Therapy Basic Healing Correspondence Course**

Learn one of the most amazing healing therapies available today. Dr. Sherwood will guide you through a whole range of subjects which are listed below, you will be able to apply a range of healing applications capable of eliminating headaches, improving eyesight and hearing, increasing your clients energy levels, applying point repair, and much more. To read about what others have to say who have completed the course visit the Healing Clinic on our website at: <http://www.rajon.com/clinic>

#### Course Subjects Covered

Background & Introduction - Principles of Healing - Patient Analysis - Healing Room Layout - Self Healing - Healing Energies - Accessing the Energy - Tuning in Technique - Working with Energy Points - Energizing Technique - Absent Healing - Managing Stress & Physical Ailments - Levels of consciousness - Body Energy Centres - Therapist/Patient interaction - Development Exercises - Plus memory improvement exercises and lots more!

For more information see our full page advert on page 41 or go to our website: <http://www.rajon.com/shop>  
Either order online through our website or use the order form on page 9

## HAVE YOUR ADVERT HERE!

**For only  
\$50 an issue  
or  
only \$185 a year  
(4 issues)**

**Email:  
[contact@thephoenixcentre.com](mailto:contact@thephoenixcentre.com)**

## SHOP ONLINE AT THE RAJON SHOP

**We have electronic gadgets like pda's, mp3 players, dvd players portable, digital cameras, digital video cameras, playstation consoles, Wii consoles, and more!**

**To order or see more items go to:  
[Http://www.rajon.com/shop](http://www.rajon.com/shop)**

# Belief and Self-Awareness

Humans have always tried to understand themselves, mainly because they have always thought that there was more to life than mere existence.

One of the main problems facing us today is the direction in which we are heading. We find great difficulty in discovering where we are going and why we are going there. This poses a problem of such magnitude that we do not know where to begin.

We always seem to need a reason for doing various things within our lives, yet when it comes to some states within ourselves, we do not even question what we are doing. This is because we are not having to concentrate on it in a physical manner. You may at present be accepting your life, as it is, yet not be aware of what is actually happening either around or within yourself. When you identify the initial response, which is associated with your thoughts, then you will begin to accept that you are capable of creative thought.

Many people come up to me every single day and ask, "Why do we find it difficult to create a positive state inside of ourselves?" This could become a larger problem if you let yourself remain in the uncreative state. The difference between the *positive creative state* and the *negative creative state* is that they are, in origin, one and the same. The only difference is the structured process that you create. Like saying, for instance, "No, I cannot do that." When

you do this, you not only think it, but you will also feel while you are thinking it, that you cannot do it. This process is still a positive reaction; the only difference is the end result, if you say that you cannot then you will not, simply because your thoughts are saying so. The creative energy associated with that particular thought would provide you with exactly what you want. If you do the opposite you will obviously achieve something. Again, this will depend on the thought structure that you provide at the point of creativity.

Within the world today there are numerous people who have difficulty in creating a more harmonious existence for themselves. There are also people who do not feel satisfied with the responses they receive from other areas connected to personal well-being. This is becoming more and more predominant as we reach higher within ourselves.

Reality and the truth are always the hardest to attain, and when you recognize the true value of your thoughts, then you will be in control of your life to its fullest extent.



Reprint of Zarlen Speaks—'A New Beginning' is now available.

To order use order form on Page 9 of this magazine or order online.

Ebook available online at

[Http://www.rajon.com/clickbank](http://www.rajon.com/clickbank)



# TAROT READINGS

With Dr Jonathan Sherwood



via the Internet  
Now available worldwide

The Pyramid tarot layout was designed by Dr Sherwood and is very comprehensive. Each reading can take from 30 - 60 minutes. This is one type of reading you can have. Others are Celtic cross, time clock, and Orbit (This is a new layout Dr Sherwood has just received through a channel session with Zarlen)

It has been said by many that Dr Jonathan Sherwood is the oldest living channel on the international lecture and workshop circuit having channelled Zarlen now for over 40 years.

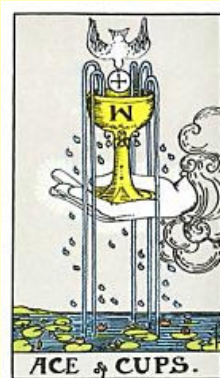
Cost is \$35 aud per 30 minutes.

Readings can be done anywhere in the world and you do not have to be present to have a reading. A recording in windows media format or real audio will be emailed to you that you can keep and listen too over and over.

You can pay by credit card, paypal or simply mail your details with a cheque or money order to J Sherwood  
The Phoenix Centre, P O Box 10318, Southport B.C., Queensland. 4215. Australia.

Simply pay for a session and then send an E-mail to us stating how you paid and when, we will get a report of your purchase sent to us but just wish to make sure who is doing the buying. We also need your full name, gender, as well as where you live now, location town is all that is required.. Dr Sherwood will then provide a tarot reading which matches what you purchased.

SO TO ORDER SIMPLY GO TO OUR ONLINE SHOP TO BUY A TIME SLOT! [Http://www.rajon.com/shop](http://www.rajon.com/shop)





# Scented Oils of Ancient Egypt

Indulge yourself in the essences of the ancient gods!

Connect with the mystery, magic  
and power of Ancient Egypt

through our original  
ancient blends of  
Egyptian natural flower essence  
aromatic oils

## Illusions

A special blend that makes your mind clear and your senses real with clarity and direction.

## Mountains of the Moon

Power and connecting with the ancient gods is the sense of this mystical blend.

## Queen of Egypt

The woman's elixir of love and romance.

## Scent of the Pyramid

Time and space and ancient knowledge this blend makes the mind connect with sacred areas

## Merlin

The mystical time of Merlin and his magical mysteries is the theme of this scented oil. It invades the senses and you can sense the strength and power of this amazing blend. Women enjoy its aroma.

## Secret of the Nile

A secret blend that will arouse and excite you with the passion of the east.

## Oasis

Mystery of a magical Oasis. Gives one a sense of space!

## Secret of the Desert

Provides a magical feel of the desert and harems and the mystic of ancient Egypt.

## Secret Mist

Magical and mysterious it gives one the sense of mystery and excitement

## Sacred Temple

This blend gets your senses to focus on inner being!



All mixes are exclusive to Rajon and are channelled combinations from Zarlén who was a pre Egyptian High Priest. All mixes can be mailed anywhere in the world and cannot be bought in any shop. All oils are natural flower essence and no alcohol is included so the scent lasts all day and does not evaporate like normal industrial perfumes.

Why not indulge yourself in the essences of the ancient gods!

25ml bottle: \$12.95 aud 50ml bottle: \$19.95 aud

+ \$10 postage & packaging

To order simply fill in the order form on Page 9 of this magazine and mail it to us with your payment to: **Rajon Enterprises, P.O. Box 10318, Southport B.C., Qld, 4215. Australia.**

Or order through our website at

<http://www.rajon.com/shop> or email [contact@thephoenixcentre.com](mailto:contact@thephoenixcentre.com)

Payments accepted by cheque/bank cheque or credit card/paypal through the website

